

SCHEDULE 14A
Proxy Statement Pursuant to Section 14(a)
of the Securities Exchange Act of 1934

Filed by the Registrant

Filed by a Party other than the Registrant

Check the appropriate box:

- Preliminary Proxy Statement
- Confidential, for Use of the Commission Only (as permitted by Rule 14a-6(e)(2))
- Definitive Proxy Statement
- Definitive Additional Materials
- Soliciting Material Under Rule 14a-12

Exxon Mobil Corporation

(Name of Registrant as Specified in Its Charter)

Engine No. 1 LLC
Engine No. 1 LP
Engine No. 1 NY LLC
Christopher James
Charles Penner
Gregory J. Goff
Kaisa Hietala
Alexander Karsner
Anders Runevad

(Name of Person(s) Filing Proxy Statement, if other than the Registrant)

Payment of Filing Fee (check the appropriate box):

- No fee required.
 - Fee computed on table below per Exchange Act Rule 14a-6(i)(4) and 0-11.
 - 1) Title of each class of securities to which transaction applies:
 - 2) Aggregate number of securities to which transaction applies:
 - 3) Per unit price or other underlying value of transaction computed pursuant to Exchange Act Rule 0-11 (set forth the amount on which the filing fee is calculated and state how it was determined):
 - 4) Proposed maximum aggregate value of transaction:
 - 5) Total fee paid:
 - Fee paid previously with preliminary materials.
 - Check box if any part of the fee is offset as provided by Exchange Act Rule 0-11(a)(2) and identify the filing for which the offsetting fee was paid previously. Identify the previous filing by registration statement number, or the Form or Schedule and the date of its filing.
 - 1) Amount Previously Paid:
 - 2) Form, Schedule or Registration Statement No.:
 - 3) Filing Party:
 - 4) Date Filed:
-

A long-exposure photograph of a road at night, showing multiple parallel light trails in shades of blue and white that curve into the distance against a dark background. The trails are most prominent in the upper right and middle sections of the image.

ENGINE NO. 1

Reenergize ExxonMobil // Investor Presentation

May 2021

Disclaimers

Important Information

Engine No. 1 LLC, Engine No. 1 LP, Engine No. 1 NY LLC, Christopher James, Charles Penner (collectively, "Engine No. 1"), Gregory J. Goff, Kaisa Hietala, Alexander Karsner, and Anders Runevad (collectively and together with Engine No. 1, the "Participants") have filed with the Securities and Exchange Commission (the "SEC") a definitive proxy statement and accompanying form of WHITE proxy to be used in connection with the solicitation of proxies from the shareholders of Exxon Mobil Corporation (the "Company"). All shareholders of the Company are advised to read the definitive proxy statement and other documents related to the solicitation of proxies by the Participants, as they contain important information, including additional information related to the Participants. The definitive proxy statement and an accompanying WHITE proxy card will be furnished to some or all of the Company's shareholders and is, along with other relevant documents, available at no charge on Engine No.1's campaign website at <https://reenergizexom.com/materials/> and the SEC website at <http://www.sec.gov/>.

Information about the Participants and a description of their direct or indirect interests by security holdings is contained in the definitive proxy statement filed by the Participants with the SEC on March 15, 2021. This document is available free of charge from the sources described above.

General Considerations

This presentation is for general informational purposes only, is not complete and does not constitute an agreement, offer, a solicitation of an offer, or any advice or recommendation to enter into or conclude any transaction or confirmation thereof (whether on the terms shown herein or otherwise). This presentation should not be construed as legal, tax, investment, financial or other advice. The views expressed in this presentation represent the opinions of Engine No. 1 and are based on publicly available information with respect to the Company and the other companies referred to herein. Engine No. 1 recognizes that there may be confidential information in the possession of the companies discussed in this presentation that could lead such companies to disagree with Engine No. 1's conclusions. Certain financial information and data used herein have been derived or obtained from filings made with the SEC or other regulatory authorities and from other third party reports. Engine No. 1 has not sought or obtained consent from any third party (other than the individuals who have provided the testimonials included in this presentation) to use any statements or information indicated herein as having been obtained or derived from statements made or published by third parties, nor has it paid for any such statements. Any such statements or information should not be viewed as indicating the support of such third party for the views expressed herein. Engine No. 1 does not endorse third-party estimates or research which are used in this presentation solely for illustrative purposes. No representation or warranty, express or implied, is made that data or information, whether derived or obtained from filings made with the SEC or any other regulatory agency or from any third party, are accurate. Past performance is not an indication of future results. Neither the Participants nor any of their affiliates shall be responsible or have any liability for any misinformation contained in any statement by any third party or in any SEC or other regulatory filing or third party report. Unless otherwise indicated, the figures presented in this presentation have not been calculated using generally accepted accounting principles ("GAAP") and have not been audited by independent accountants. Such figures may vary from GAAP accounting in material respects and there can be no assurance that the unrealized values reflected in this presentation will be realized. There is no assurance or guarantee with respect to the prices at which any securities of the Company will trade, and such securities may not trade at prices that may be implied herein. The estimates, projections, pro forma information and potential impact of the opportunities identified by Engine No. 1 herein are based on assumptions that Engine No. 1 believes to be reasonable as of the date of this presentation, but there can be no assurance or guarantee that actual results or performance of the Company will not differ, and such differences may be material. This presentation does not recommend the purchase or sale of any security. Engine No. 1 reserves the right to change any of its opinions expressed herein at any time as it deems appropriate. Engine No. 1 disclaims any obligation to update the data, information or opinions contained in this presentation.



Disclaimers

Forward-Looking Statements

This presentation contains forward-looking statements. All statements contained in this presentation that are not clearly historical in nature or that necessarily depend on future events are forward-looking, and the words “anticipate,” “believe,” “expect,” “potential,” “could,” “opportunity,” “estimate,” “plan,” and similar expressions are generally intended to identify forward-looking statements. The projected results and statements contained in this presentation that are not historical facts are based on current expectations, speak only as of the date of this presentation and involve risks, uncertainties and other factors that may cause actual results, performance or achievements to be materially different from any future results, performance or achievements expressed or implied by such projected results and statements. Assumptions relating to the foregoing involve judgments with respect to, among other things, future economic, competitive and market conditions and future business decisions, all of which are difficult or impossible to predict accurately and many of which are beyond the control of Engine No. 1. Although Engine No. 1 believes that the assumptions underlying the projected results or forward-looking statements are reasonable as of the date of this presentation, any of the assumptions could be inaccurate and therefore, there can be no assurance that the projected results or forward-looking statements included in this presentation will prove to be accurate and therefore actual results could differ materially from those set forth in, contemplated by, or underlying those forward-looking statements. In light of the significant uncertainties inherent in the projected results and forward-looking statements included in this presentation, the inclusion of such information should not be regarded as a representation as to future results or that the objectives and strategic initiatives expressed or implied by such projected results and forward-looking statements will be achieved. Engine No. 1 will not undertake and specifically disclaims any obligation to disclose the results of any revisions that may be made to any projected results or forward-looking statements in this presentation to reflect events or circumstances after the date of such projected results or statements or to reflect the occurrence of anticipated or unanticipated events.

Not an Offer to Sell or a Solicitation of an Offer to Buy

Under no circumstances is this presentation intended to be, nor should it be construed as, an offer to sell or a solicitation of an offer to buy any security. Funds and investment vehicles managed by Engine No. 1 currently beneficially own shares of the Company. These funds and investment vehicles are in the business of trading – buying and selling– securities and intend to continue trading in the securities of the Company. You should assume such funds and investment vehicles will from time to time sell all or a portion of their holdings of the Company in open market transactions or otherwise, buy additional shares (in open market or privately negotiated transactions or otherwise), or trade in options, puts, calls, swaps or other derivative instruments relating to such shares. Consequently, Engine No. 1’s beneficial ownership of shares of, and/or economic interest in, the Company’s common stock may vary over time depending on various factors, with or without regard to Engine No. 1’s views of the Company’s business, prospects or valuation (including the market price of the Company’s common stock), including without limitation, other investment opportunities available to Engine No. 1, concentration of positions in the portfolios managed by Engine No. 1, conditions in the securities markets and general economic and industry conditions. Engine No. 1 also reserves the right to change its intentions with respect to its investments in the Company and take any actions with respect to investments in the Company as it may deem appropriate, and disclaims any obligation to notify the market or any other party of any such changes or actions. However, neither Engine No. 1 nor the other Participants or any of their respective affiliates has any intention, either alone or in concert with another person, to acquire or exercise control of the Company or any of its subsidiaries.

Concerning Intellectual Property

All registered or unregistered service marks, trademarks and trade names referred to in this presentation are the property of their respective owners, and Engine No. 1’s use herein does not imply an affiliation with, or endorsement by, the owners of these service marks, trademarks and trade names or the goods and services sold or offered by such owners.



TABLE OF CONTENTS

EXECUTIVE SUMMARY

I	5	The Need for Change at ExxonMobil
---	---	-----------------------------------

A CLOSER LOOK AT THE ISSUES

II	24	Issue #1 – Failure to Position ExxonMobil for Long-Term Value Creation
II	33	Issue #2 – Rhetoric Does Not Address Long-Term Business Risk from Emissions
II	41	Issue #3 – Lack of Capital Allocation Discipline
II	50	Issue #4 – Little Reason to Trust Newfound Spending Discipline
II	54	Issue #5 – Lack of Successful and Transformative Energy Experience on the Board
II	63	Issue #6 – Misaligned Incentives

REENERGIZING EXXONMOBIL

III	67	Seizing the Opportunity for Real Change
-----	----	---

APPENDIX


IV	76	Analyzing Long-Term Demand Projections
----	----	--


PART I: EXECUTIVE SUMMARY


The Need for Change at ExxonMobil

The industry is evolving, and so must ExxonMobil

Oil and gas companies face significant long-term challenges.

 Declining long-term returns and lower capital productivity for non-state oil and gas companies

 Growing long-term demand uncertainty due to advancements in low and no-carbon technologies

 Growing long-term business model risk as pressure increases for countries to lower carbon emissions

- ExxonMobil has significantly underperformed and has failed to adjust its strategy to enhance long-term value
- A focus on chasing production growth over value has resulted in an undisciplined capital allocation strategy and has destroyed value even during periods of higher oil and gas prices
- A refusal to accept that fossil fuel demand may decline in decades to come has led to a failure to take even initial steps towards evolution, and to obfuscating rather than addressing long-term business risk
- A lack of successful and transformative energy experience on the Board has left ExxonMobil unprepared and threatens continued long-term value destruction

ExxonMobil has dramatically underperformed for shareholders over any relevant time period

Total Returns Pre-COVID *					Total Returns Prior to Engine No. 1 Public Engagement **				
	1 YR	3 YR	5 YR	10 YR		1 YR	3 YR	5 YR	10 YR
ExxonMobil	-18.9%	-15.9%	-17.5%	27.8%	ExxonMobil	-34.4%	-41.2%	-33.0%	-14.8%
Chevron	-3.3%	13.0%	25.6%	117.5%	Chevron	-15.7%	-11.9%	28.9%	62.4%
Shell	-10.4%	14.3%	12.9%	104.7%	Shell	-35.4%	-31.1%	-3.1%	18.3%
Total	-4.1%	11.0%	28.3%	83.2%	Total	-13.9%	-5.8%	15.9%	74.0%
BP	-8.1%	24.7%	43.9%	34.6%	BP	-36.7%	-31.7%	8.0%	14.2%
Peer avg. ex XOM	-6.4%	15.8%	27.7%	85.0%	Peer avg. ex XOM	-25.4%	-20.1%	12.4%	42.2%
Underperformance vs. peer average	-12.5%	-31.7%	-45.2%	-57.2%	Underperformance vs. peer average	-9.0%	-21.1%	-45.5%	-57.1%
ExxonMobil Peer Rank	5 / 5	5 / 5	5 / 5	5 / 5	ExxonMobil Peer Rank	3 / 5	5 / 5	5 / 5	5 / 5
S&P 500	24.3%	52.8%	78.7%	275.4%	S&P 500	21.1%	48.5%	95.4%	271.0%

Source: Bloomberg. *Pre-COVID returns are as of February 19, 2020. **Returns are as of December 4, 2020 close, the last trading day prior to Energy No. 1's public engagement with ExxonMobil.

Total Returns include dividends. Proxy Peers are Chevron, Shell, Total & BP (ExxonMobil 2021 proxy statement).

This decline occurred while oil and gas are still the dominant forms of global energy

ExxonMobil	2010	2015	2020*
Market Capitalization	Largest company in the World at ~\$370 bn market cap; #1 in the Dow Jones	~\$370 billion market capitalization; #3 company in the Dow Jones	Removed from DJIA. ~\$250 billion market cap pre-COVID / ~\$176 billion pre-Engine No. 1 engagement.
S&P Credit Rating	AAA	AAA	Downgraded three times (twice pre-COVID) by S&P and put on negative outlook
Balance Sheet	Net Debt: \$7 bn Net Debt / CFO: 0.15 x	Net Debt: \$39 bn Net Debt / CFO: 1.8x	Net Debt: \$63bn Net Debt / CFO: 4.0x
Dividend Capability	Consistent dividend growth. Total of \$163bn returned over 2005-2010 including share buybacks. Free Cash generated covered dividend by over 2 times	37 straight years of dividend increases	Free Cash flow fell short of dividend by over \$20bn from 2017-2020, forcing the Company to borrow to pay the dividend

Source: Company 10Ks and Bloomberg. All share price, total shareholder returns, and market capitalization figures for ExxonMobil are as of the last date prior to Engine #1's public engagement, December 4, 2020, unless otherwise noted. CFO is annual Cash Flow from Operations, prior to capital expenditures.

ExxonMobil has pursued the most aggressive spending plans in the industry to chase production growth

- Despite investor demand for spending discipline, for years ExxonMobil has pursued aggressive capital expenditure plans to chase production growth
- This strategy has contributed to significant share price underperformance in recent years and left ExxonMobil far more exposed than peers to demand declines
- While in the face of a deteriorating balance sheet and investor pressure ExxonMobil reduced its near-term spending plans, its long-term model remains unchanged

"Analysts say a quest for fast oil-production growth and an addiction to risky, high-cost projects have hobbled the company in recent years. Yet Exxon's response has been to double down on oil and gas, plotting another huge surge in output. As rivals fret about peaking oil demand and start trying to navigate a global energy transition away from fossil fuels to cleaner energy, Exxon is making a huge bet on oil's future."

Financial Times, October 28, 2020

"[ExxonMobil] is sticking with plans to increase crude production in the coming years ..."

Financial Times, March 1, 2021

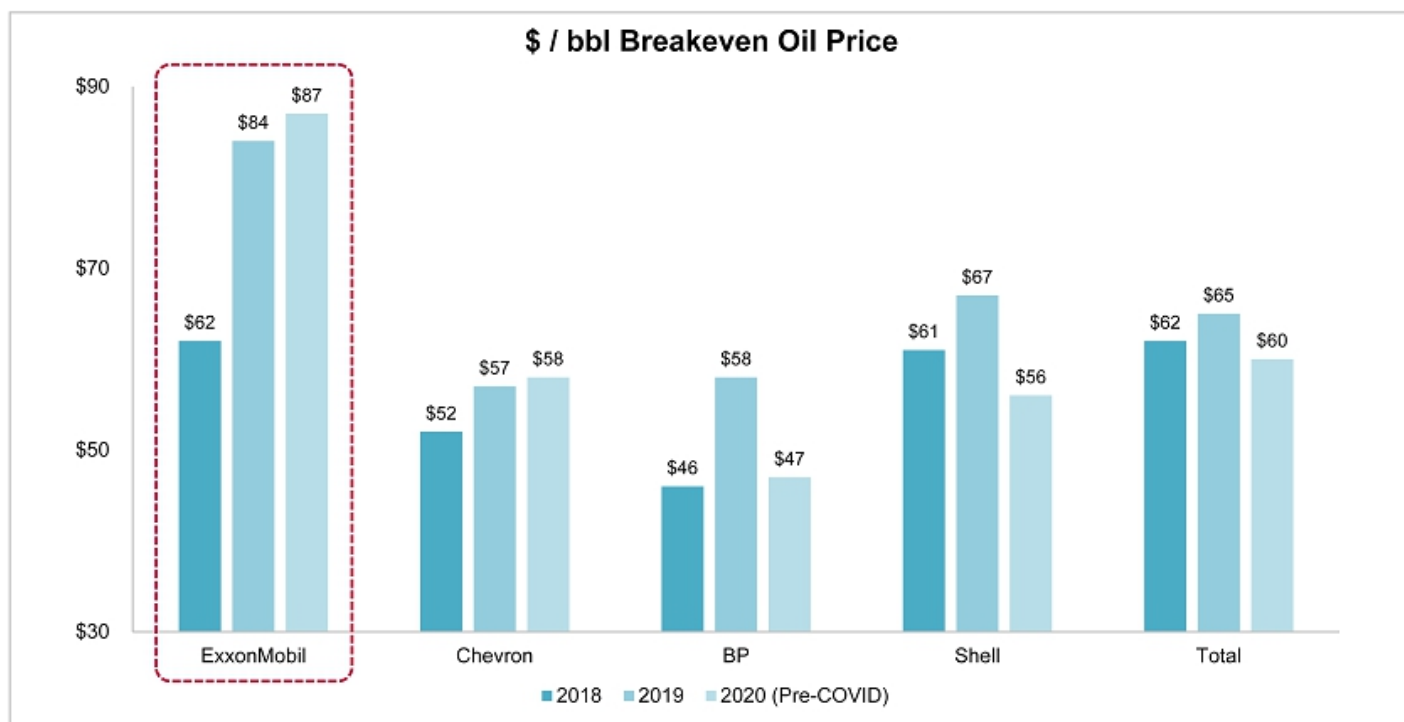
"Chevron now targets free cash flow, returns and constrained emissions, while Exxon is sticking to the traditional oil major mega-projects tactic."

Bloomberg, March 23, 2021

Quote Source: Derek Brower (Oct. 28, 2020). *Why ExxonMobil is sticking with oil as rivals look to a greener future*. Financial Times. Derek Brower (Mar. 1, 2021). *Exxon adds two board directors in wake of activist pressure*. Financial Times. Bloomberg Intelligence (Mar. 23, 2021). *Big oil brethren Chevron, Exxon Mobil charting opposite paths*. Bloomberg.

Board's strategy eroded shareholder value before COVID, and left ExxonMobil far more vulnerable

- Irresponsible spending resulted in ExxonMobil having the highest oil break-even price of any of its peers, leaving it more vulnerable to drops in demand



Source: JP Morgan research; breakeven prices are post-dividend. Pre-COVID data is as of January 31, 2020 for US peers and December 6, 2019 for European peers.

ExxonMobil has been funding spending on low-return projects by taking on large amounts of debt

- While its balance sheet once had almost zero net debt, today ExxonMobil has the most debt in its history, increasing over \$80 billion in the last 12 years, and since 2016 has had three debt ratings downgrades by S&P (including two pre-COVID)
- Given financial pressure, ExxonMobil last year suspended its employee 401(k) matching program and utilized enhanced “performance reviews” to conduct layoffs

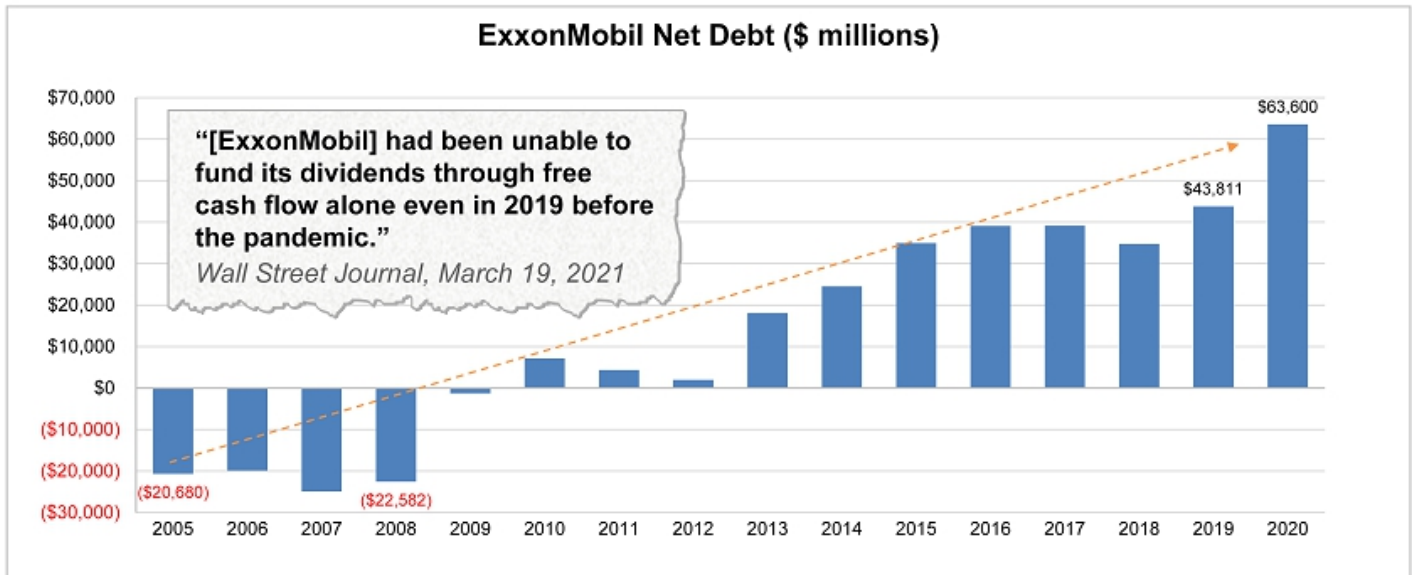


Chart Source: ExxonMobil 10-Ks & Bloomberg. Quote Source: Jinjoo Lee (Mar. 19, 2021). *Oil Investors Hunt for Cash Gushers*. Wall Street Journal.

This strategy has contributed to a decade of value destruction ...

- ExxonMobil invested over \$300 billion in capex from 2011-2020, which failed to produce even an equivalent amount of value in undiscounted dollars
- We estimate that unproductive capex has destroyed at least ~\$175 billion in value, using current prices and before allocating any cost of capital

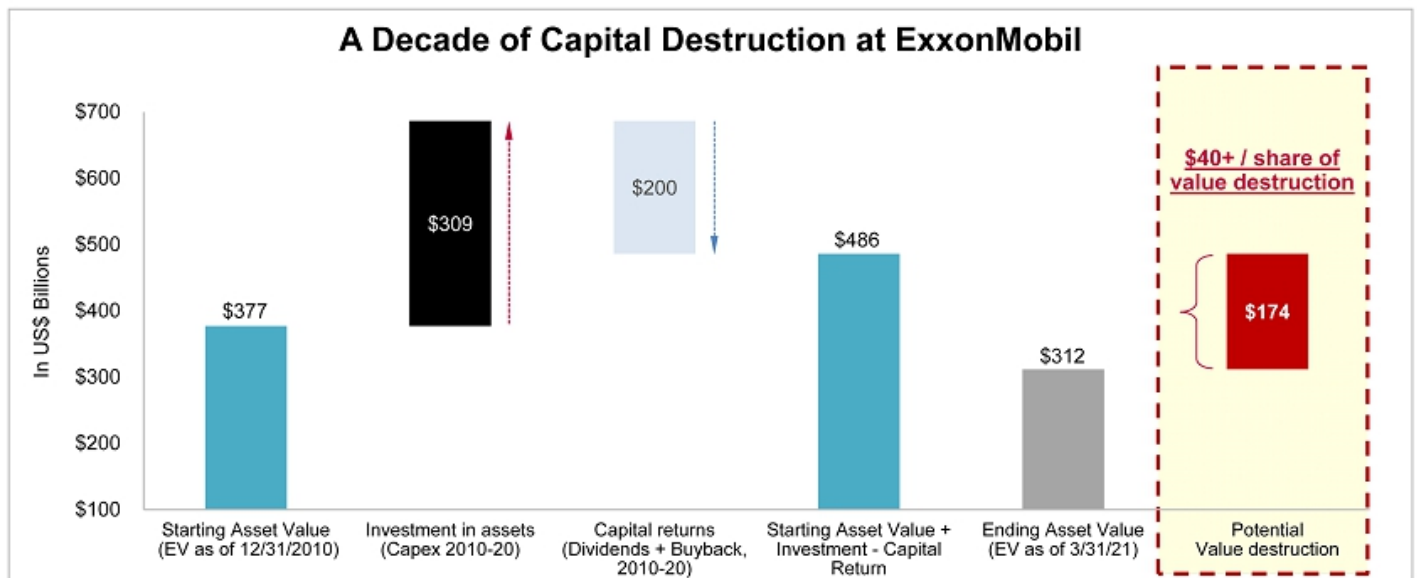
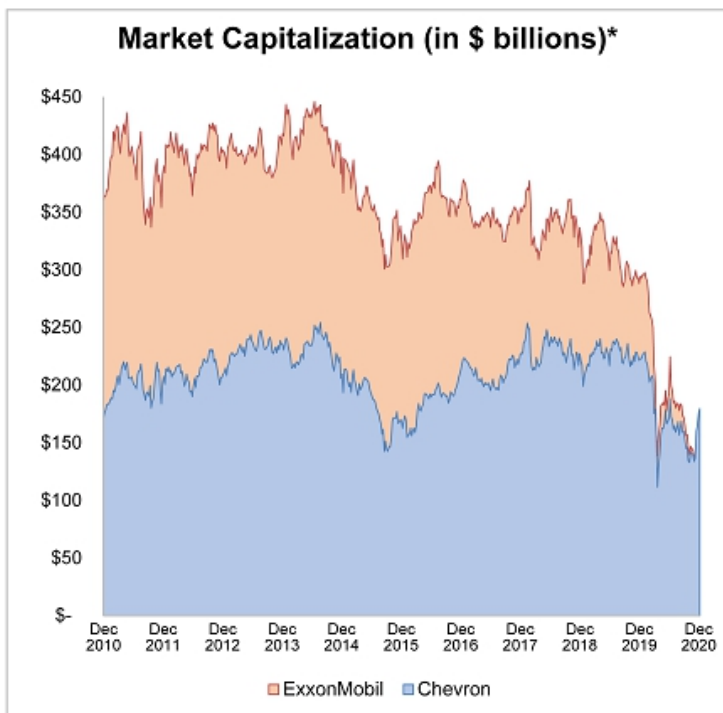


Chart Source: ExxonMobil 10-Ks for Capex, Dividends and Share buybacks. Pricing data from Bloomberg. Enterprise Value (EV) taken as a proxy for Asset value. EV chosen as of 3/31/2021 so as to not penalize the company for the poor commodity price environment (EV as of 12/31/2020 was ~\$60B lower at \$250B). Also, while other factors (such as investor sentiment & oil prices) also play a role in value creation, above analysis shows the scale of capital expenditure and destruction in asset value. Chart does not take into account any cost of capital, which would increase the level of value destruction that would accrue to both equity and debt holders.

... which stands out even in a challenged industry

- ExxonMobil's iconic status has been chipped away, and by the end of 2020 its market cap was on par with Chevron's despite ExxonMobil being much larger



"Perhaps no company has been humbled as profoundly by recent events as Exxon ... And the pandemic isn't primarily to blame; the culprit is just as much the company itself."

Bloomberg BusinessWeek, April 30, 2020

"It has been a stunning fall from grace for Exxon Mobil Corp."

Wall Street Journal, September 13, 2020

"After a 'decade of strategic errors,' Exxon is 'exactly where it never wanted to be: subject to oil markets and global GDP recovery.' Nor has [its CEO] enunciated any kind of holistic strategy for navigating the carbon transition ..."

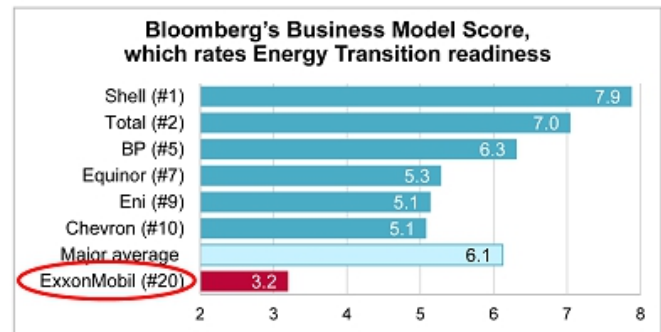
Forbes, Dec. 29, 2020

* Data is as of December 4, 2020, the last trading day prior to Engine No. 1's public engagement.

Quote Source: Kevin Crowley and Bryan Gruley (Apr. 30, 2020), *The Humbling Of Exxon*, Bloomberg Businessweek. Christopher M. Matthews (Sep. 13, 2020), *Exxon Used to Be America's Most Valuable Company. What Happened?* WSJ. Christopher Helman quoting Paul Sankey of Sankey Research (Dec. 29, 2020), *Forbes Energy Awards 2020: NextEra Energy, Bigger Than Exxon, Greener Than Tesla*, Forbes.

ExxonMobil still has no credible plan to protect value in an energy transition ...

- ExxonMobil is world's 5th largest producer of greenhouse gas (GHG) emissions (after coal from China, Saudi Aramco, Gazprom, and Nat'l Iranian Oil)
- This is an existential business risk given that 2/3 of emissions come from countries that have pledged to reach net zero emissions by 2050
- Any diversification strategy must be profitable over the long-term to be sustainable. However, ExxonMobil's Board must be able to balance maintaining current profitability with addressing the risk of a narrow focus on fossil fuel projects that can take decades to deliver a return and for which there may be significantly reduced future demand



"As late as October, Exxon Mobil's [CEO] dismissed the suggestion that climate change concerns posed long-term risk to his industry..." – Reuters, March 23, 2021

"Exxon stands out among its peers for having doubled down on the old oil and gas business model, hardly even giving lip service to the energy transitions that are realigning the market." – Clark Williams-Derry, IEEFA (CNBC, Feb. 5, 2021)

First bullet as per CDP Carbon Majors Report 2017 that collected Cumulative Greenhouse Gas Emissions From 1988-2015
 Chart Source: Bloomberg's report *BNEF Oil and Gas Transition Scores, Leaders and Laggards* (March 24, 2021). Scores out of 10, 10 being the best. Score as per BloombergNEF methodology as of March 2021. Figures in parentheses are rankings among all integrated oil and gas companies. ExxonMobil ranks 20th out of 23 global integrated companies.
 Quote Source: Terry Slavin (March 23, 2021). *Has Exxon Mobil turned over a new, green leaf?* Reuters.

... yet rather than changing its long-term strategy, ExxonMobil is trying to change the subject

- In the past ExxonMobil dismissed total emissions reduction targets as a “beauty competition”
- Now it claims its emissions reduction targets are “consistent” with the Paris Agreement
- However, in setting such targets ExxonMobil first excludes ~90% of its emissions, by excluding all Scope 3 emissions (from burning fossil fuels) and Scope 1 and 2 emissions (from producing fossil fuels) from non-operated assets
- Likewise, while ExxonMobil touts its efforts in areas like carbon capture and biofuels, such efforts have mostly generated advertising

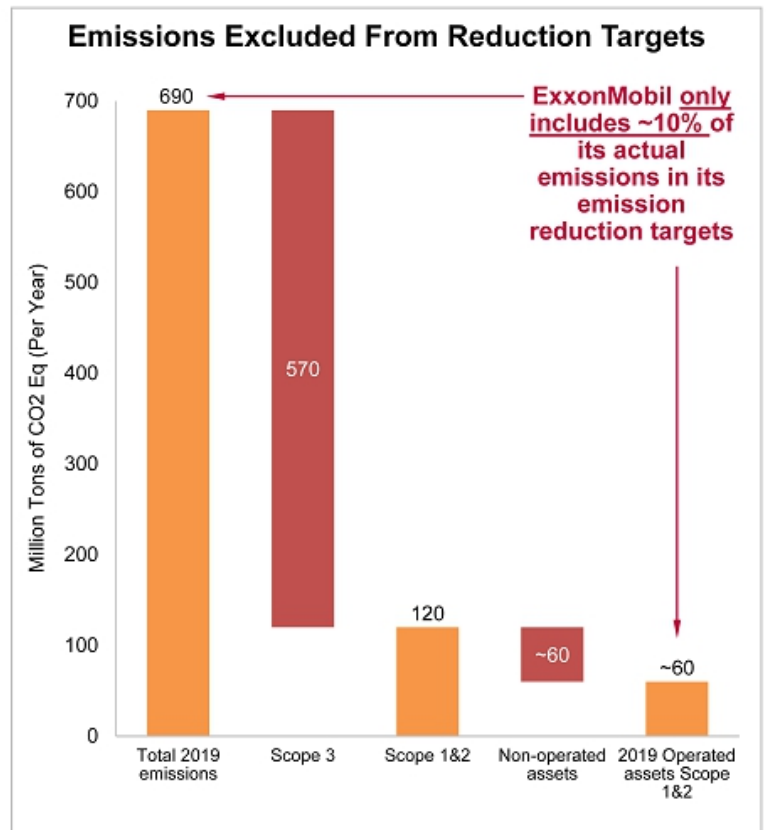


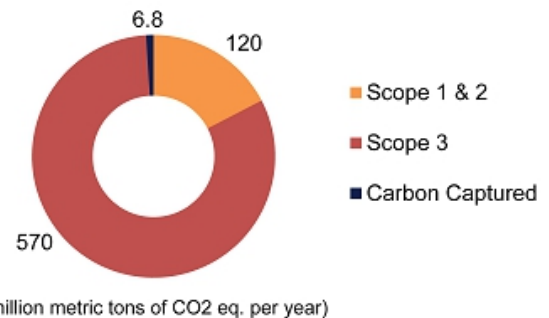
Chart Source: ExxonMobil Energy and Carbon Summary 2020 and 2021. Non-operated asset mix is approximate based EDF & Rockefeller Asset Management Report 'Emission Omission' (Oct. 2020).

ExxonMobil paints an unrealistic picture of the likelihood that carbon capture will obviate the need for change ...

- It is true that the IPCC and IEA have said that carbon capture is critical for a 2° C pathway, but they have made clear that it is not a substitute for dramatically reducing conventional fossil fuel usage
- While ExxonMobil has trumpeted carbon capture, its actual carbon captured has changed little
- All of the world's existing carbon capture projects can capture less than 0.1% of global emissions
- Projects to reduce Scope 3 emissions are incredibly costly and prone to failure, and heavily dependent upon government subsidies
- In short, even the most advanced carbon capture is highly unlikely to enable ExxonMobil to avoid transforming its business model over the long-term

“It is important to note that carbon removal technologies are not an alternative to cutting emissions or an excuse for delayed action.” – International Energy Agency (IEA) (2020)

ExxonMobil's Carbon Capture of 6.8Mn tons is <1% of its Annual Emissions of 690Mn tons of CO2



	2014	2015	2016	2017	2018	2019
CO2 captured for storage by ExxonMobil	6.9	6.9	6.3	6.6	7.0	6.8

Quote Source: IEA. *Going Carbon Negative: What Are the Technology Options?* (January 31, 2020)
Sources: Chart and Table Source: ExxonMobil 2021 Energy and Carbon Summary.

... and fails to accurately portray the relevance of its own carbon capture capabilities

- ExxonMobil claims to be the “global leader” in carbon capture, yet most of this is the necessary separation of CO₂ that naturally occurs during the production of methane (the key ingredient in natural gas), which is captured versus vented
- This reduces Scope 1 and 2 emissions intensity, not the far larger Scope 3 emissions from burning natural gas, and total emissions rise with production growth even if emissions intensity falls
- Also, much of the CO₂ captured is injected into the ground to loosen hard to reach oil, thus increasing total emissions
- New “Low Carbon Solutions” business mostly a patchwork of existing projects

“Exxon’s new carbon capture plan looks a lot like its old one ... Exxon says LaBarge already captures 7 million tons of carbon dioxide a year, nearly 80% of the company’s total ... Most of the CO₂ is ... sold to nearby crude operators to enhance their oil recovery.”

Bloomberg, Feb. 1, 2021

“Andrew Logan, director of the oil and gas program at investor activist group Ceres, said the effort [by ExxonMobil] on carbon capture appeared little more than a ‘repackaging of existing efforts.’”



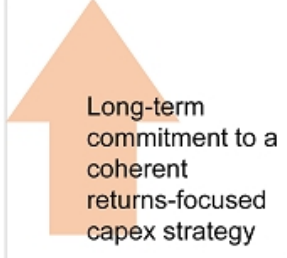

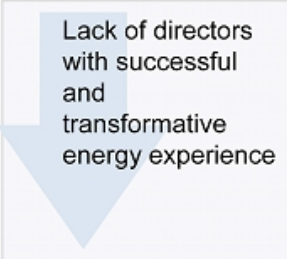
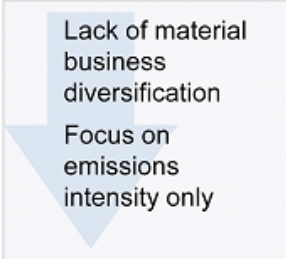

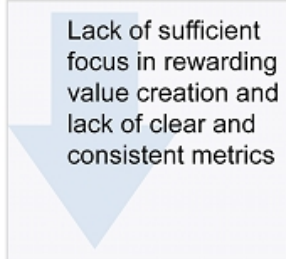
Barron’s February 2, 2021

“Last year, the company quietly canceled construction on a high-profile CCS project in LaBarge, Wyo., Bloomberg reported. Exxon said yesterday it’s exploring LaBarge as one of its future CCS projects.”

E&E News, February 2, 2021

Sources: Kevin Crowley (Feb 1, 2021). Exxon’s New Carbon Capture Plan Looks a Lot Like Its Old One. Bloomberg. John Biers (Feb 2, 2021). Exxon Mobil Reports Huge 2020 Loss As Changes Draw Mixed Reviews. Barron’s. Mike Lee & Carlos Anchondo (Feb. 2, 2021). ExxonMobil Forms Low CO₂ division; invests \$3 billion in cutting emissions. E&E News.

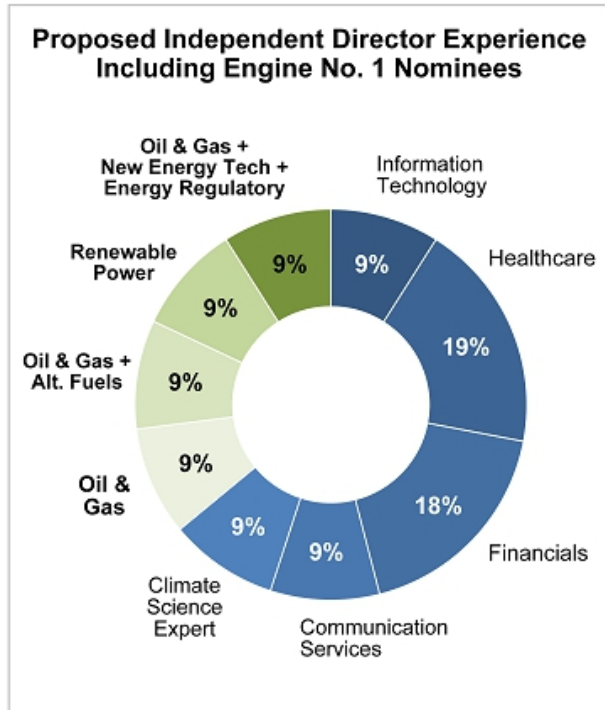
Reenergizing ExxonMobil for today and tomorrow requires real change

	BOARD COMPOSITION	LONG-TERM STRATEGY	CAPITAL ALLOCATION	INCENTIVES
POSITIONS TO ENHANCE AND PROTECT LONG-TERM VALUE CREATION	 <p>Four new independent directors with successful track records in energy</p>	 <p>Gradually but purposefully repositioning company to succeed in a decarbonizing world</p>	 <p>Long-term commitment to a coherent returns-focused capex strategy</p>	 <p>Better aligning performance goals to clear drivers of shareholder value</p>
POSITIONS TO RISK CONTINUED LONG-TERM VALUE DESTRUCTION	 <p>Lack of directors with successful and transformative energy experience</p>	 <p>Lack of material business diversification Focus on emissions intensity only</p>	 <p>Lack of consistent focus on capex discipline</p>	 <p>Lack of sufficient focus in rewarding value creation and lack of clear and consistent metrics</p>

“Engine No. 1 has sensible recommendations. It wants Exxon to appoint new independent directors with outside energy experience, invest only in projects with lower break-even oil and gas prices, consider using existing skills and scale to invest in growing areas such as renewable energy, and change compensation policy.”
Reuters Breakingviews, December 7, 2020

Our nominees bring the successful and transformative energy experience that the Board is missing

- Election of all 4 critical to help Board address array of industry challenges, and to bring real change to a Board that has refreshed itself for years without a change in performance or strategy and has avoided adding successful energy expertise



“Engine No.1’s board nominees... all have very strong repute, they have track records in the industry, and some cross over into low-carbon fields.”

Sam Margolin, managing director of Wolfe Research, quoted in the Financial Times, March 3, 2021

“[ExxonMobil’s] board should have been a better overseer of management, capital allocation and strategy. Yet even with new appointments, it has limited experience in energy. That needs to change... The slate of four put up by activist Engine No. 1 could help.”

Reuters Breakingviews, March 22, 2021

“[T]he driving aim of [Engine No. 1] is four high quality board candidates including Greg Goff...

The other Engine #1 candidates ... are very impressive.”

Paul Sankey, Sankey Research, April 1, 2021

Quote Sources: Derek Brower (Mar. 3, 2021), *Exxon v. Activist*, Financial Times. Robert Cyran (Mar. 22, 2021), *More Than This*, Reuters Breakingviews. Paul Sankey (Apr. 1, 2021), *Morning Sankey* 4/1/2021, Sankey Research.



Gregory Goff

- Served as President and Chief Executive Officer (2010-2018) of Andeavor (formerly Tesoro), a leading petroleum refining and marketing company
- **During his tenure, Andeavor generated total returns of over 1,200%, versus the U.S. Energy sector's total return of 55%**
- ~30-year career with ConocoPhillips, where he held various leadership positions in Exploration and Production, and Downstream, and served as Senior Vice President of Commercial businesses from 2008 to 2010
- Serves on the Board of Enbridge Inc. and Avient

Relevant Experience

- Conventional Oil and Gas Industry
- **Named by Harvard Business Review one of the "Best-Performing CEOs in the World" in 2018**

Fills Unmet Board Need

- ~40 years of successful experience in all aspects of oil and gas

"Goff ... encapsulates exactly the worldview that we espouse, of the now-famous Chevron rallying cry 'Higher returns, lower emissions.'"

Paul Sankey, Sankey Research, April 1, 2021

"[A]mong the best and most strategic thinking managers in the industry."

Barclays Research, 2016

Text Source: Bloomberg. Quote Source: Paul Sankey (Apr. 1, 2021). *Morning Sankey 4/1/2021*. Sankey Research. Paul Y. Cheng (Mar. 28 2016). Tesoro Corporation: *Management Meeting Takeaways*. Barclays Research.



Kaisa Hietala

- Trained geophysicist and environmental scientist
- Began oil and gas career in E&P and crude trading at Neste, then led strategic review that resulted in creation of the Renewable Products segment. Served as EVP for 5 years ending in 2019, during which annual segment revenues grew by 1.6x and operating profits grew by 4x to over \$1 billion
- **During this time, Renewable Products became over 2/3 of profits, and Neste's stock returned ~550%. Today the Renewables division is over 90% of profits and Neste is the world's largest producer of renewable diesel**
- Serves on the board of Smurfit Kappa Group and Tracegrow

Relevant Experience

- Conventional and renewable energy
- **Led oil and gas company transformation which was named by Harvard Business Review as one of the "Top 20 Business Transformations of the Last Decade" in 2019 (alongside Netflix, Amazon, and Microsoft)**

Fills Unmet Board Need

- Experience in energy industry transformation

"Kaisa Hietala built and ran the renewable business at Finnish refiner Neste, which has helped push that firm's share price up 10-fold over a decade."

Reuters Breakingviews, March 22, 2021



Alexander Karsner

- Began career developing energy infrastructure. As a private equity investor, venture partner and advisor, portfolios have included some of the most successful clean tech startups of the past decade
- **Part of the executive leadership team at X (formerly Google X), shaping strategy in new energy industry technologies**
- From 2005 to 2008, served as US Assistant Secretary of Energy, responsible for large federal R&D programs and National Laboratories. Help enact or implement major legislation which remains foundational to federal energy policy and regulation today
- Serves on the board of Applied Materials

Relevant Experience

- Conventional, alternative, and new energy technology
- **Appointed Assistant Energy Secretary by President Bush and put on the National Petroleum Council by President Obama**

Fills Unmet Board Needs

- Experience in conventional and cutting-edge energy technologies
- Regulatory experience

“My (recommendation for) energy secretary, Andy Karsner (a green Republican who led renewable energy for George W. Bush).”

Tom Friedman, New York Times (April 7, 2020)



Anders Runevad

- CEO of Vestas, which has more installed wind power worldwide than any other manufacturer, for 6 years ending in 2019
- **During his tenure, stock returned a total of 480%, significantly outperforming the global energy and industrials sectors**
- Credited with turning around Vestas, including relieving debt burden, returning to profitability, and restoring dividend
- CEO signatory to the Paris Pledge for Action signed in 2015 in connection with the signing of the Paris Agreement
- Serves on 3 boards: Vestas, Schneider Electric SE, and Peab AB (as of March 2021 no longer of the board of Nilfisk Holding)

Relevant Experience

- Renewable energy
- **Named in Fortune's "Businessperson of the Year" list in 2016 and named one of the "Best-Performing CEOs in the World" by Harvard Business Review (2016, 2017, and 2019)**

Fills Unmet Board Need

- Successful experience in evolving and highly competitive energy landscape

"[S]ought to introduce discipline (read: cost cuts) into what some have viewed as an altruistic mission, looking to help wind power technology mature so that it no longer requires subsidies to attract customers. Under Runevad, Vestas ... passed \$10 billion in revenues ... with profits now at a healthy \$907 million. By contrast, Vestas lost \$1.3 billion in the last full year before Runevad took over." – *Fortune*, 2016

PART II: A CLOSER LOOK AT THE ISSUES

Issue #1 – Failure to Position ExxonMobil for Long-Term Value

ExxonMobil's static view of the future represents poor risk management and risks continued value destruction

ExxonMobil

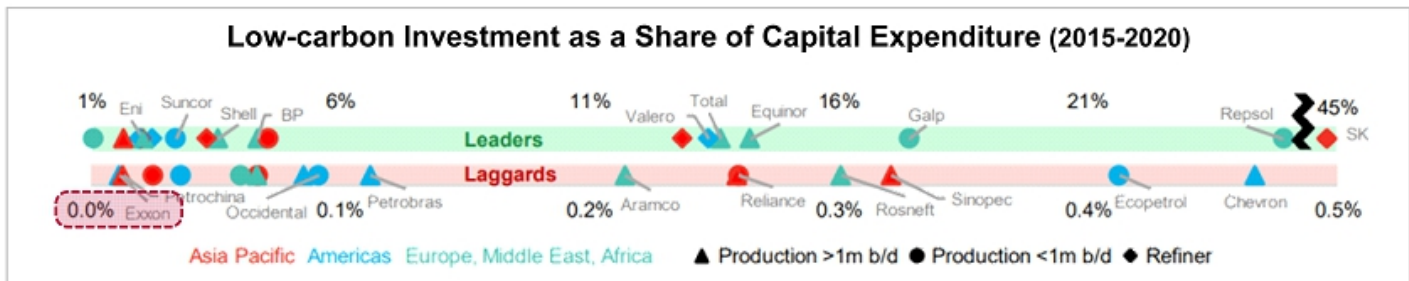
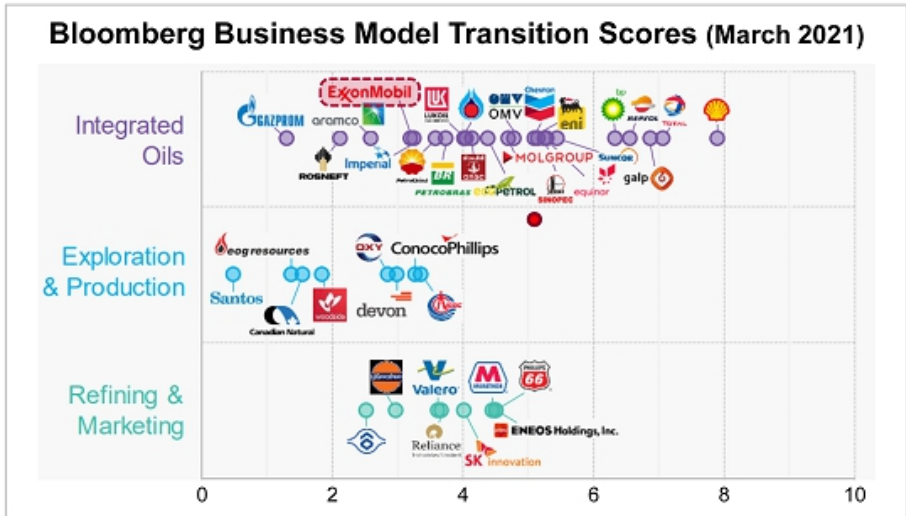
- Long-term business planning centered narrowly on projections of oil and gas demand growth for decades
- Focus on near-term emissions intensity reduction, despite existential business model risk created by long-term trajectory of growing total emissions
- Diversification efforts have delivered more advertising than results
- Near total reliance on hope of carbon capture to preserve business model
- Scope 3 emissions are an issue for society to resolve, rather than a business risk

ENGINE NO.1

- Capturing long-term business diversification opportunities and managing business risk requires more dynamic long-term planning
- ExxonMobil's long-term trajectory of growing emissions creates existential long-term business model risk in a rapidly decarbonizing world
- Carbon capture – particularly as practiced by ExxonMobil - is unlikely to avoid need for long-term evolution
- Scope 3 emissions are a fundamental long-term threat to business model

Despite rhetoric, ExxonMobil has shown little interest in even gradually repositioning its business

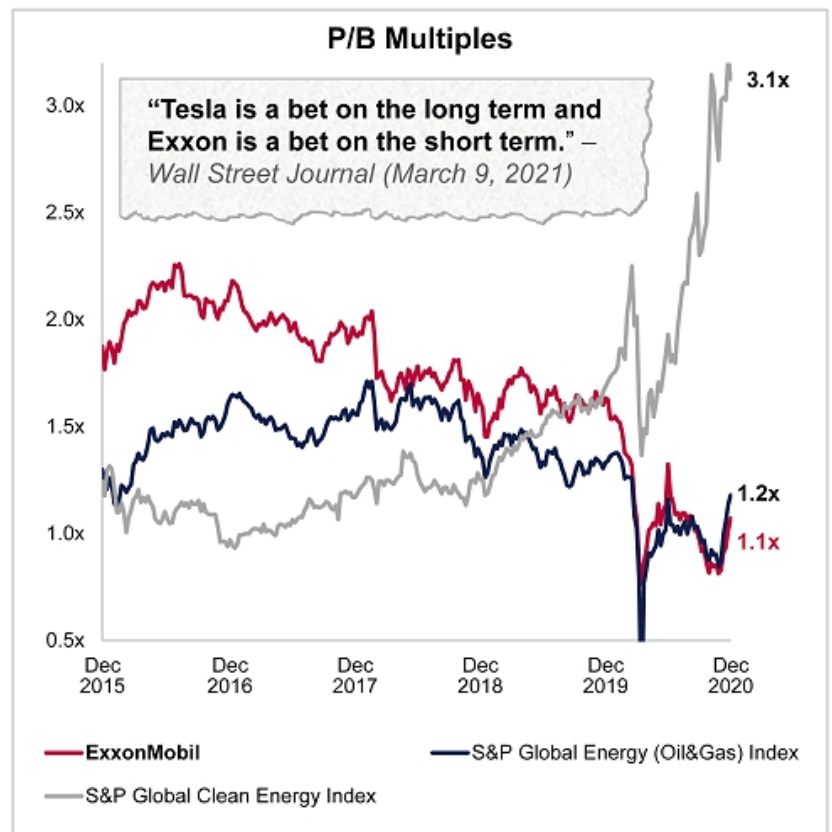
- ExxonMobil significantly lags public integrated oil companies in measures of transition-readiness, scoring better than only state-controlled entities
- While recently shifting its rhetoric on the importance of low-carbon strategies, ExxonMobil has paid little actual attention to such efforts



Charts Source: Bloomberg's report *BNEF Oil and Gas Transition Scores, Leaders and Laggards* (March 24, 2021). Scores out of 10, 10 being the best.

Not just a climate issue – a valuation issue for all long-term investors

- The market ascribes a higher growth multiple to companies positioned to capture value in a decarbonizing world, and a declining terminal value and increased cost of capital to ExxonMobil and peers who are poorly positioned for the future
- Major decisions at the Company – from capital allocation to diversification to compensation – are still driven by a long-term view the market is increasingly rejecting
- While the cyclical nature of demand continues to create short-term investment opportunities, the longer-term risk is clear

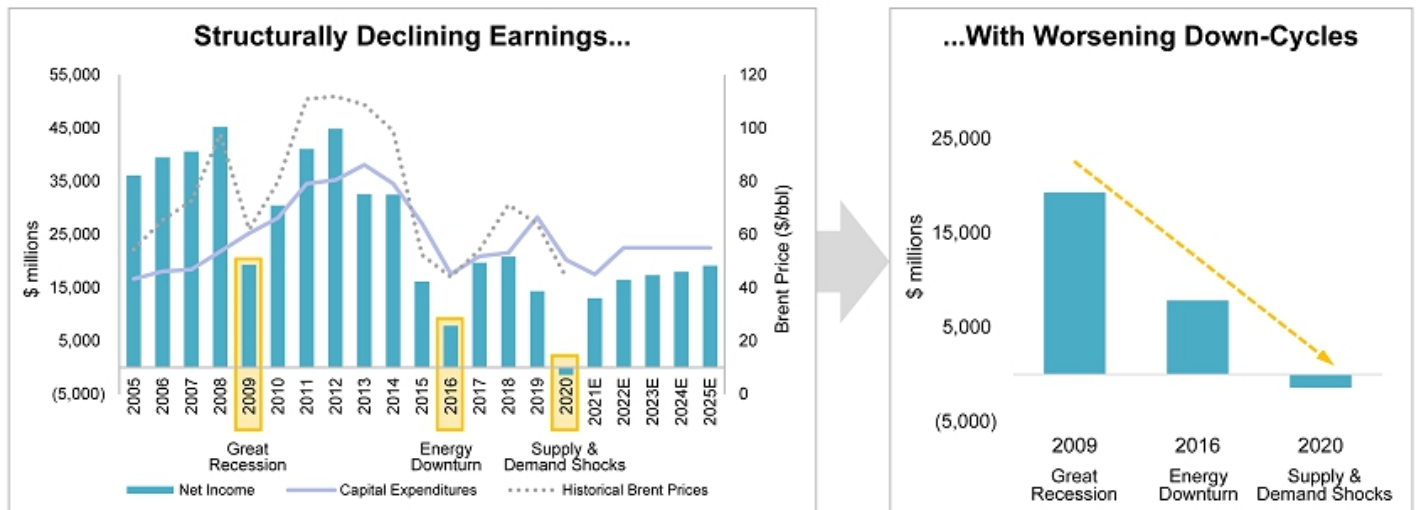


Quote Source: James Mackintosh (March 9, 2021). *Tesla v. Exxon is the Perfect Recovery Bet*. The Wall Street Journal.
Source: Bloomberg. P/B ratio is based on 12 month forward book value estimates compiled by Bloomberg.

ExxonMobil may currently be a good trade, but long-term goal should be becoming a good investment

- While its stock has risen recently partially due to commodity price recovery, ExxonMobil's down-cycles have declined over the past 15 years, and future mid-cycle earnings are expected to fall below historical down-cycle performance

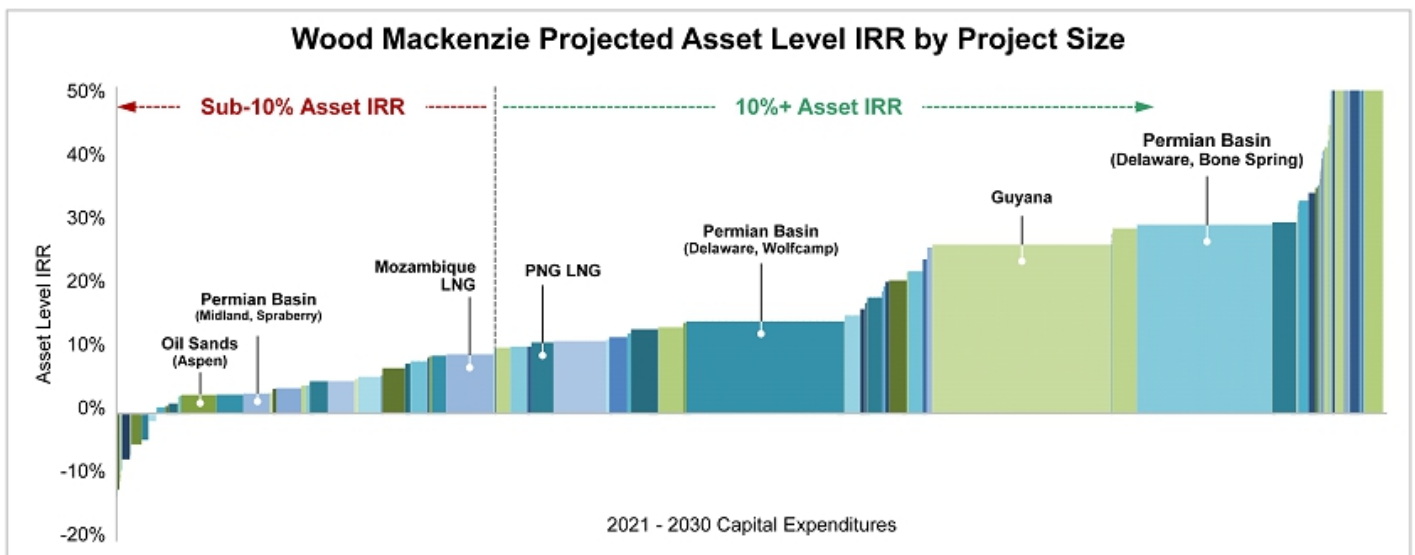
ExxonMobil's "original definitive strategy of being immune to market vagaries is dead."
Paul Sankey, Sankey Research, Dec. 29, 2020



Source: 2020 excludes one-time asset impairment expenses. Net Income projections (2021E – 2025E) are Bloomberg consensus. Capex Projections per ExxonMobil guidance (\$20-25bn 2022 – 2025). Historical Brent Price actuals per Goldman Sachs. Quote Source: Christopher Helman quoting Paul Sankey of Sankey Research (Dec. 29, 2020). *Forbes Energy Awards 2020: NextEra Energy, Bigger Than Exxon, Greener Than Tesla*. Forbes.

While ExxonMobil is focusing investors on its best assets, many projects in portfolio offer less compelling returns

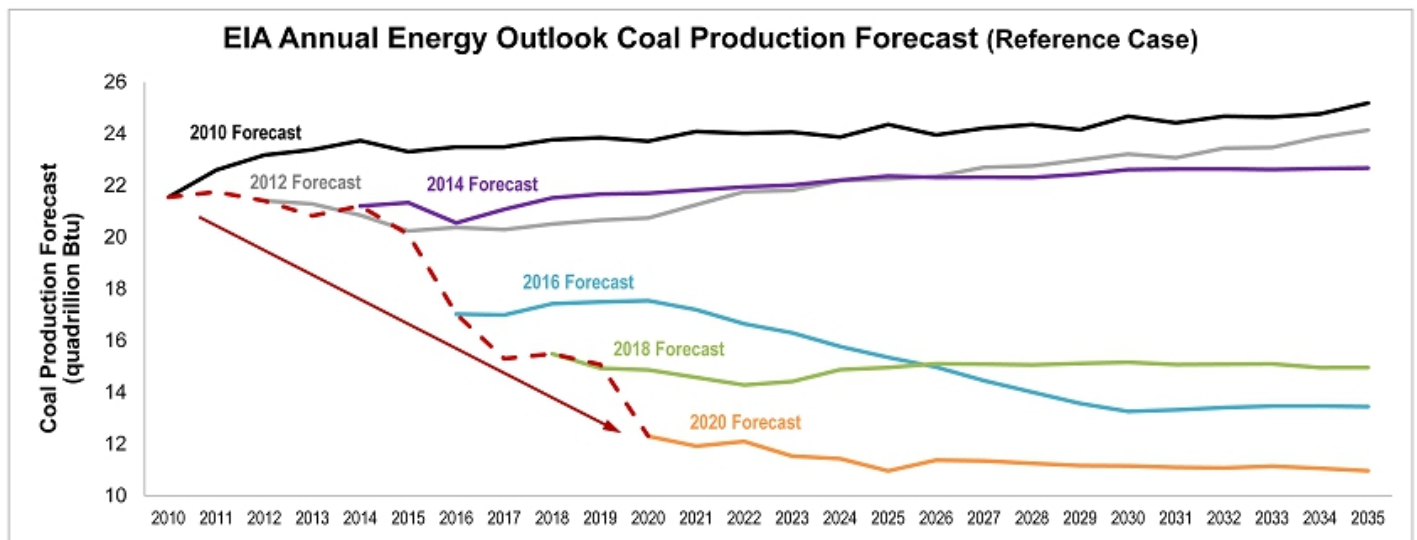
- ExxonMobil presents any effort to diversify its portfolio as an extreme risk, yet its long-term portfolio contains many projects likely to realize “utility” type returns
- Out of a projected ~\$165bn of 2021-30 upstream capex, Wood Mackenzie estimates that \$68bn, or ~41%, will be invested in assets with sub-15% asset life IRRs, and \$45bn, or ~27%, in assets with sub-10% asset life IRRs



Wood Mackenzie data as of April 2021. IRR calculated using Wood Mackenzie's Base Brent oil price projections and estimating cash flow over the life of each asset. Asset level IRRs capture development cost to drill and exclude exploration/acquisitions costs and excludes any allocation of corporate G&A costs. Column width represents capex dollars forecasted for each asset. Wood Mackenzie does not provide asset level IRRs for ~\$16bn of the ~\$165bn of capex spend; these assets are excluded from the chart.

Coal shows how quickly changes in demand can occur once alternative technologies provide a better product

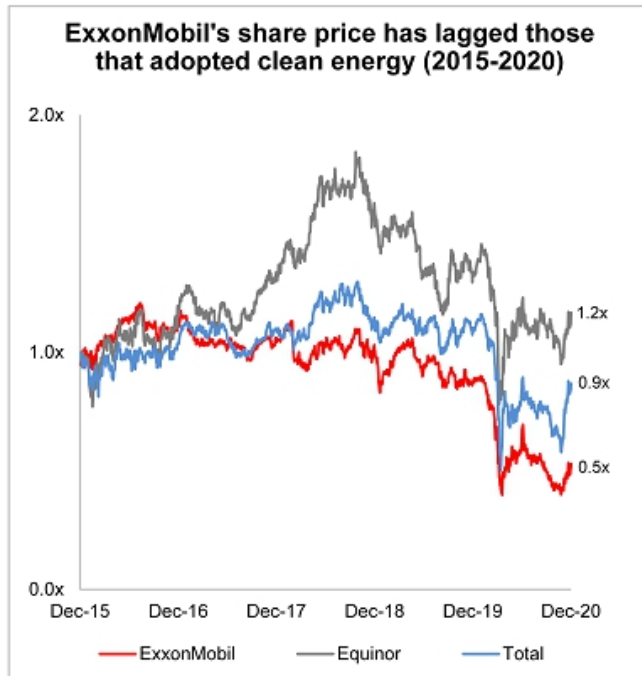
- While ExxonMobil notes that it took 100 years for coal to be phased out, the actual drop in demand occurred relatively rapidly. In fact, 10 years ago forecasts for coal production were nearly twice as high as today
- Coal primarily competed with natural gas for power generation, and advances in fracking technology drove more recent competition, while global efforts to decarbonize are more recent factors accelerating the trend away from coal



Source: U.S. Energy Information Administration Annual Energy Outlook in each respective year. 2010 Forecast as of 2010 report, 2012 Forecast as of 2012 report, and so forth.

Change will surely be gradual, but it is possible to begin bending the long-term trajectory

- Peers have shown it is possible to begin gradually diversifying – and embracing long-term total emissions reduction targets – while maintaining focus on core business profitability and explaining strategy to the market



"Renewables has opened up a whole new set of opportunities for value creation for our company, while also diversifying our portfolio, making it more resilient both strategically as well as financially."

Eldar Saetre, Former CEO, Equinor, Feb. 2020

"[Renewables are] strengthening our group business model, because it's balancing the cash flow risk profile by giving predictable cash flows."

Patrick Pouyanne, Chairman and CEO, Total, Sep. 2020

"If we include the farm down[s], the IRR increases to above 14% ... It's generated from a business with a very different risk profile ... It deals with proven resources with no risk from exploration reservoir or decline rates. It also has fixed prices and guaranteed revenues for our current portfolio."

Pal Eitheim, EVP New Energy Solutions, Equinor, Feb. 2020

Chart Source: Bloomberg share price data normalized to reflect relative share price performance. Quote source: Equinor and Total call transcripts.

With the right strategic oversight, ExxonMobil can still play a profitable role in the energy transition

- The energy transition will require technological innovation at scale, and the Oil Majors can utilize their size, global influence, and complex energy project expertise to play an important role
- The Oil Majors can also create significant long-term value by demonstrating that they have a role to play in the event of a material energy transition
- While the idea of ExxonMobil advancing an energy transition may seem farfetched, it is more in line with market sentiment than a decades-long pursuit of continued fossil fuel reserve growth

"As world leaders struggle to adopt coordinated and effective climate policies, the choices made by oil companies, with their deep pockets, science prowess, experience in managing big engineering projects and lobbying muscle may be critical. What they do could help determine whether the world can meet the goals of the Paris Agreement..."

New York Times, Sept. 21, 2020

"Big Oils have shown tremendous ability to adapt to technological change in their 100+ years of history. We believe it is now strategic that they drive a low carbon transition consistent with the Paris Agreement ... [T]heir long-standing experience in the energy sector could provide them with a technological advantage in areas that remain currently underinvested and underdeveloped but which will be critical for net zero..."

Goldman Sachs, Oct. 12, 2018

"[T]here is further valuation upside if the Majors can demonstrate a credible transition strategy as it means the terminal value of these businesses are not zero."

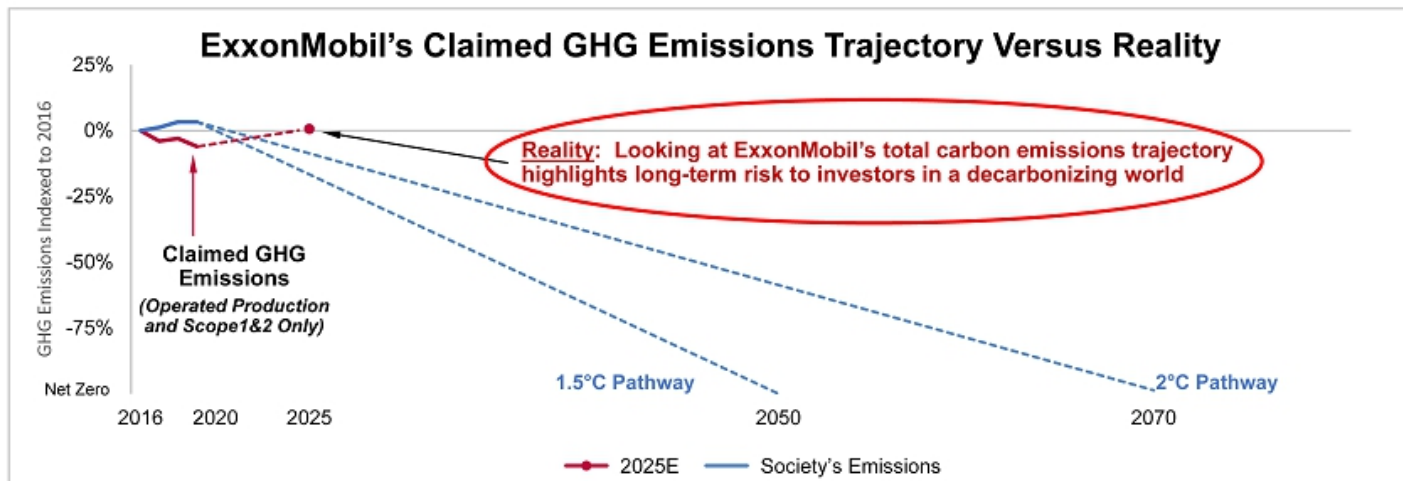
Redburn research, May 8, 2020

Quote Source: Clifford Kraus (Sep. 21, 2020), *U.S. and European Oil Giants Go Different Ways on Climate Change*, New York Times.
Michele Della Vigna (Oct. 12, 2018), *Re-imagining Big Oils: How Energy Companies can successfully adapt to climate change*, Goldman Sachs.
Peter Low (May 8, 2020), *Tackling the Terminal Value Problem*, Redburn.

Issue #2 – Rhetoric Does Not Address Long-Term Business Risk from Emissions

ExxonMobil has sought to obscure long-term risk by distorting its long-term emissions trajectory

- While in the past ExxonMobil sought to disrupt the work of Intergovernmental Panel on Climate Change (IPCC), today it seeks to distort the meaning of its work
- Arguing that reducing emissions intensity (emissions per unit produced), while ExxonMobil continues to pursue production growth and thus increases overall emissions, puts it on a “Paris consistent” path fails the basic test of logic

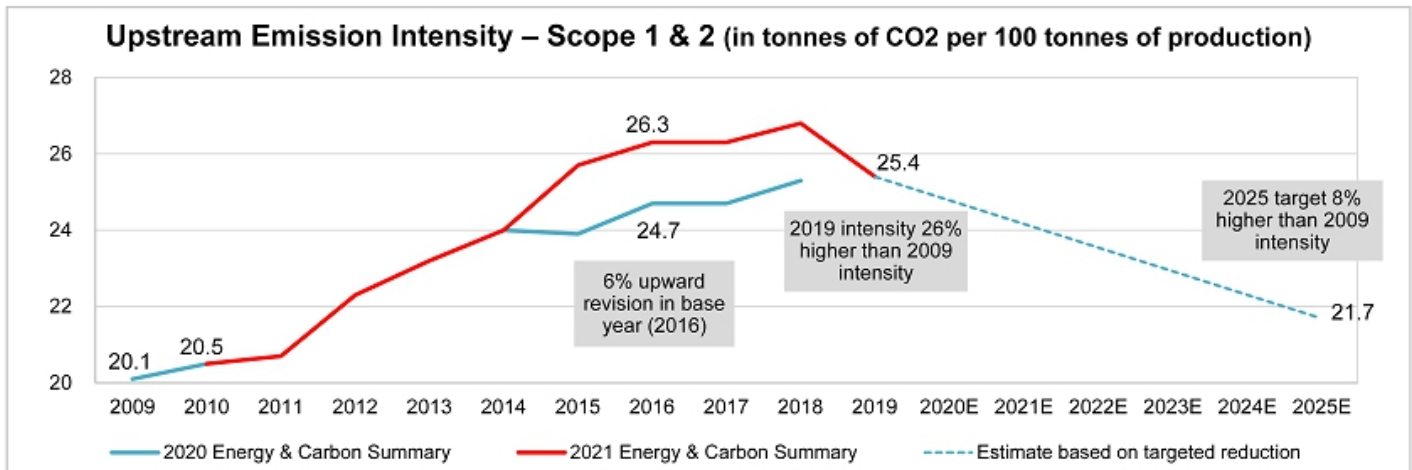


Source for first bullet: "Exxon states that it has 'participated in the [IPCC] since its inception in 1988.' ... A primary goal was to undermine the IPCC process, sending large delegations to IPCC meetings, targeting IPCC scientists with accusations of 'scientific cleansing,' and cherry-picking data to suggest warming might simply be 'part of a natural warming trend which began nearly 400 years ago.'" (Kate Aronoff (January 6, 2021). *ExxonMobil is Twisting Itself in Knots to Justify Pumping Even More Oil*. The New Republic)

Note: 2025E GHG Emissions per Engine No. 1 estimate across Scope 1 & 2 on a net equity basis with Scope 3 per the IPIECA Category 11 methodology. Assumes 2025E production of ~3.99mm boe/d and gas versus liquids split per March 2021 Wall Street research model.

Even by its own limited standards, ExxonMobil has gone backwards and aims to do worse in 2025 than 2010

- Upstream emission intensity has worsened over the last decade, increasing 26% in 2019 vs. 2009
- ExxonMobil has set a target of reducing upstream intensity by 15-20% by 2025 (vs. 2016 baseline) for operated assets, which is 6-8% higher than 2009-2010
- ExxonMobil’s refusal to join the Oil and Gas Methane Partnership (OGMP) 2.0, which requires verified emissions reduction reporting versus using theoretical engineering calculations, calls the legitimacy of its goals into further question



Source: ExxonMobil Energy and Carbon Summary 2020 and 2021. 2025 target intensity assumes a 17.5% intensity reduction (mid point of 15-20% target) from 2016; assumes reduction is for all assets vs. company operated assets. 2020-24 estimates assume a linear decline in intensity.

Minimal investment in more advanced carbon capture mostly produces advertising

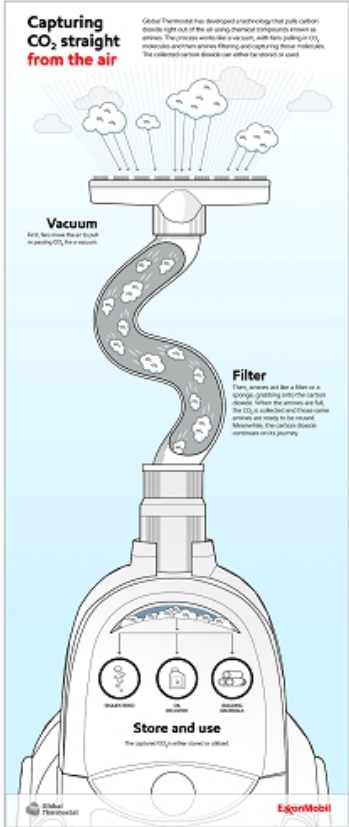
- ExxonMobil has heavily advertised its investment in a company called Global Thermostat which is pursuing direct air capture, yet this effort is miniscule (\$15 million according to Global Thermostat) and appears primarily driven by marketing considerations

“[Global Thermostat] has featured prominently in ExxonMobil’s commercials on YouTube, Twitter, and Facebook. But Global Thermostat’s achievements haven’t matched its promise ...

[A]ccounts suggest the company has been stymied by setbacks and mismanagement since almost the very beginning and has **made little progress in deployment over the past decade**. They say its biggest accomplishments, including the deals with blue-chip companies, amounted to less than advertised and in some cases have yet to produce anything ...

Current and former staffers say it’s unclear exactly what Exxon is doing with Global Thermostat besides advertising it heavily.”

Bloomberg, April 9, 2021



Source: Leslie Kaufman & Akshat Rathi (Apr. 9, 2021). *A Carbon-Sucking Startup Has Been Paralyzed by Its CEO*. Bloomberg.

Latest advertising blitz regarding a theoretical and unfunded carbon capture project lacks any real substance

- ExxonMobil recently released ads touting a \$100 billion carbon vaporware capture project
- This appears to be another attempt to shift focus from long-term risk facing ExxonMobil
 - There are no specifics and no discussion of where this funding would come from
 - ExxonMobil's expertise is primarily in gas separation not deep decarbonization
 - The entire concept is reliant on the concept of a carbon tax, which has little chance of passage currently in the US, and would decimate oil and gas demand if it did
- Even if this were an actual project versus a press release, the IPCC and IEA have made clear such projects must be in addition to dramatic reductions in emissions

"[ExxonMobil] has consistently paid lip service to a carbon tax since 2009 ... But more telling is the fact that the oil giant has never publicly supported a carbon tax bill and consistently funds members of Congress who *oppose* a carbon tax. How does that square with the company's avowed position? It doesn't."

Union of Concerned Scientists, July 31, 2018

"As further tradeoff for the new tax, the plan would dismantle all major climate regulations, including the Environmental Protection Agency's authority over CO2 emissions and an 'outright repeal' of the clean power plan."

The Guardian, June 20, 2017

Source: Elliott Negin (July 31, 2018). *ExxonMobil's Support for a Carbon Tax is a Sham*. Union of Concerned Scientists. Oliver Milman (June 20, 2017). *Exxon, Shell and BP back carbon tax proposal to curb emissions*. The Guardian.

Despite claimed support, ExxonMobil's long-term strategy leaves it entirely unprepared for an actual carbon tax

- A meaningful cost on carbon would likely make natural gas-based power more expensive than battery-backed solar and wind as early as 2024, and would dramatically limit natural gas demand growth, ~40% of which is used for power, which ExxonMobil assumes to be a growth driver
- Meaningful carbon capture would have a similar impact, as the only way to pay for it would be a charge on carbon or trillions of dollars in government incentives

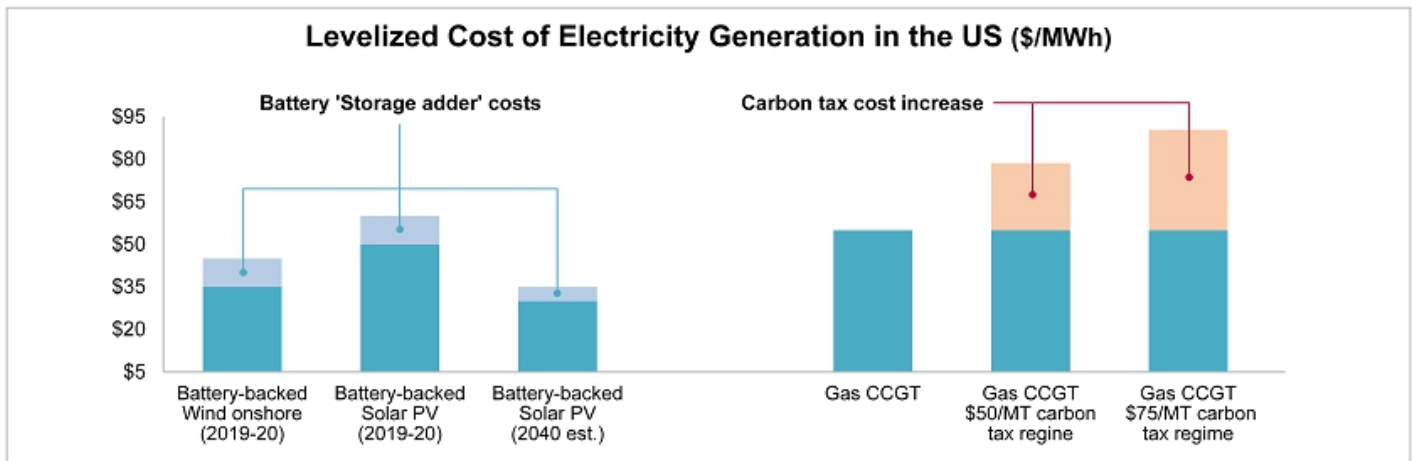


Chart Source: IEA World Energy Outlook 2020. "Storage adder" are 4-Hour Battery Storage costs at 25% of nameplate solar capacity, as per NextEra's 'Edison Electric Institute Conference' presentation, Nov. 2020. Carbon Tax estimates for combined cycle power plant based on a 7,000 MMBtu/MWh heat rate.

A decade of promoting algae biofuels despite lack of viability shows a similar focus on advertising over reality

- ExxonMobil has touted algae biofuels for more than a decade, yet has little to demonstrate for it other than advertising (during this same time period, one of our nominees helped build the world's largest renewable diesel and jet fuel business)
- Its most recent goal of producing 10,000 barrels by 2025 is ~0.02% of ExxonMobil's refining capacity



2010 ExxonMobil TV Commercial

"Algae are amazing little critters ... We're hoping to supplement the fuels that we use in our vehicles and to do this at large enough scale to some day help meet the world's energy demands."



2020 ExxonMobil TV Commercial

"ExxonMobil is growing algae for biofuels that could one day power planes, propel ships, and fuel trucks, and cut their emissions in half. Algae ... Its potential just keeps growing."

"In the midst of all these companies abandoning the algal biofuel mission, however, one company has held strong to its ambitions and promises within the sector. That company is ExxonMobil ... These promises, however, should be taken with a sizeable grain of salt. **Most of their biofuel announcements come in the form of vague PR-bait and social media posturing.**"

Oilprice.com, January 28, 2020

Sources: Haley Zaremba (January 28, 2020). *Does Exxon Know Something About Biofuel That Its Peers Don't?* Oilprice.com. 2010 Super Bowl Commercial retrieved from <https://www.youtube.com/watch?v=TFR-11qkCA>. 2020 Super Bowl commercial retrieved from <https://www.ispot.tv/ad/ovGn/exxon-mobil-algae-potential>.

Focusing on societal choices while trying to limit those choices is poor long-term risk management

- ExxonMobil argues that meaningful decreases in Scope 3 emissions will require “changes in society’s energy choices coupled with the development and deployment of affordable lower-emission technologies”
- This is true, but ignores its role in influencing such choices
- More importantly, this argument fails to acknowledge that such choices *are* changing, and that trying to restrict or confuse such choices – versus adapting to them – likely only makes eventual business disruption more severe

“All told, ExxonMobil has spent more than \$37 million on climate science denier organizations from 1998 through 2019.”

Union of Concerned Scientists, Oct. 23, 2020

“Groups backed by industry giants like Exxon Mobil... are waging a state-by-state, multimillion-dollar battle to squelch utilities’ plans to build [EV] charging stations across the country.”

Politico, Sept. 16, 2019

“[T]he American Progressive Bag Alliance ... part of the Plastics Industry Association, a trade group that includes Shell Polymers, LyondellBasell, Exxon Mobil, Chevron Phillips, DowDuPont, and Novolex ... was backing a state bill that would strip Tennesseans of their ability to address the plastics crisis. The legislation would make it illegal for local governments to ban or restrict bags and other single-use plastic products — one of the few things shown to actually reduce plastic waste.”

Intercept, July 20, 2019

ExxonMobil quote source: ExxonMobil Press Release, Dec. 14, 2020. Other quote sources: Elliott Negin (Oct. 23, 2020). *ExxonMobil Is Still Bankrolling Climate Science Deniers*. Union of Concerned Scientists. Gavin Bade (Sep. 16, 2019). *The oil industry vs. the electric car*. Politico. Sharon Lerner (Jul. 20, 2019). *Waste Only: How the Plastics Industry Is Fighting to Keep Polluting the World*. The Intercept.

Issue #3 – Lack of Capital Allocation Discipline

Returns on upstream projects (~75% of capex) have been falling for years, even during times of higher prices

“Return on capital employed [ROCE] is a report card, and while everyone can talk about individual projects and how attractive they may appear to be, ultimately, over time, you have to look at, ‘Well, how do all of those individual projects add up?’”

Former ExxonMobil CEO Lee Raymond

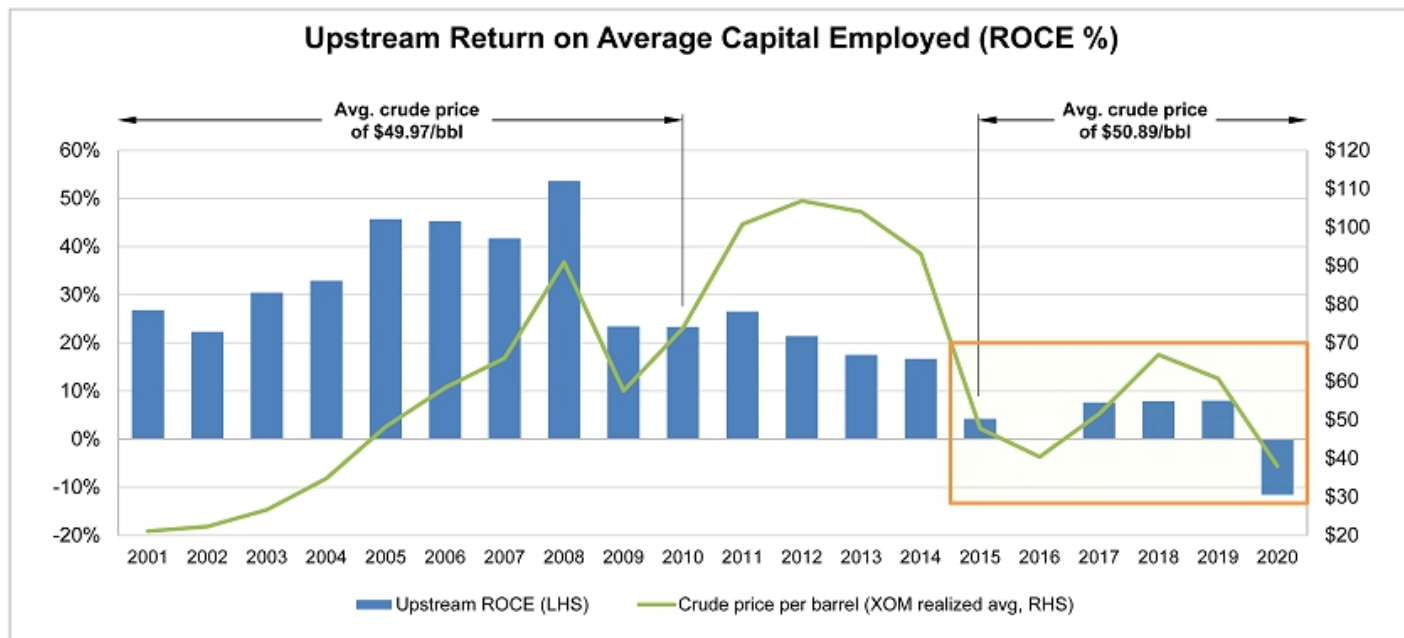


Chart Source: ExxonMobil 10-Ks; Upstream ROCE excludes corporate investment and costs. 2020 ROCE includes \$19.4bn in asset impairment, excluding which the ROCE is still negative (-0.4%). Quote Source: *Private Empire* by Steve Coll (Penguin Books, 2012), page 50.

Rising costs and falling capital productivity have fundamentally changed return profile

- ExxonMobil produced 39 barrels of oil equivalent (boe) per \$1,000 of capital employed in 2001, 20 boe by 2009, and a mere 8 boe by 2020
- This ~80% decline in capital productivity (a metric that is not impacted by prices) over two decades along with highly aggressive spending have led to poor returns

ExxonMobil – Upstream Production (BOE) per thousand dollar of Upstream Capital Employed

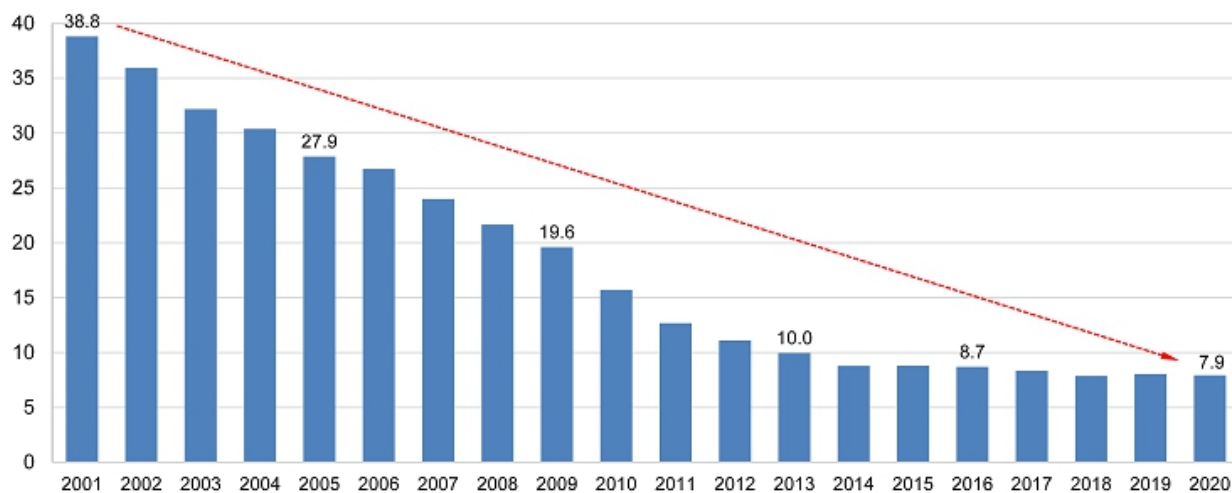
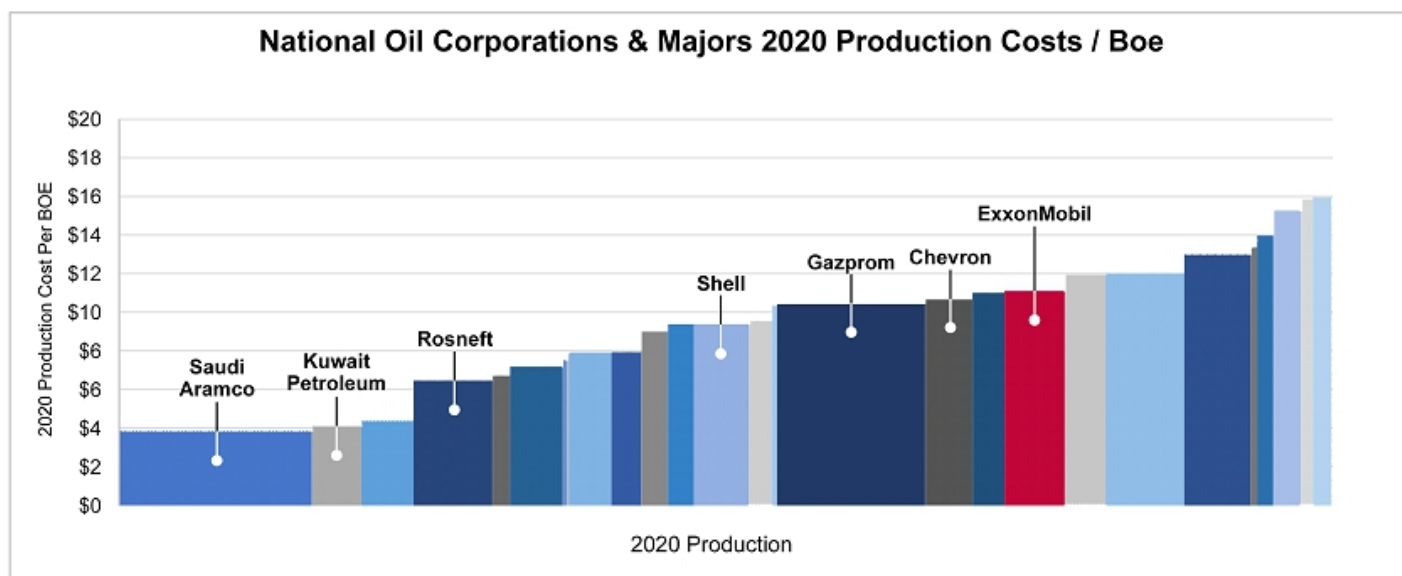


Chart Source: ExxonMobil 10-Ks. Upstream capital productivity calculated by dividing annual oil equivalent production by average Upstream capital employed.

ExxonMobil and peers are far more exposed to risk of declining demand than National Oil Companies (NOCs)

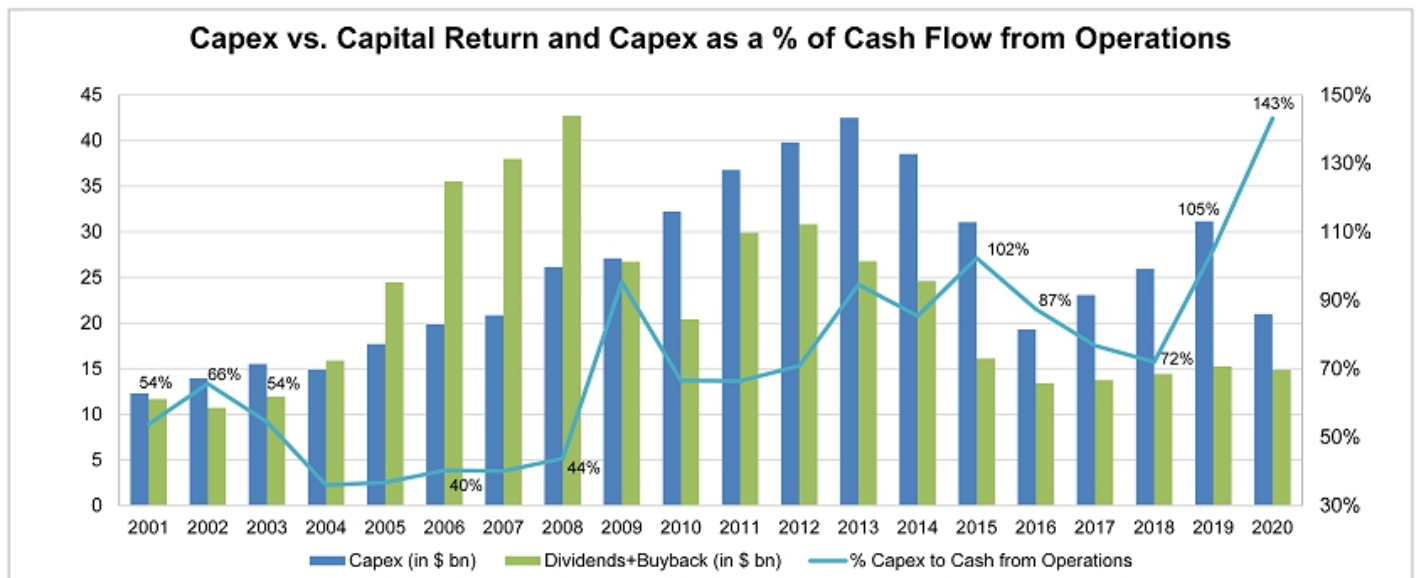
- For example, Saudi Aramco sits on the low end of the cost curve with significant underlying reserves, while ExxonMobil is relatively disadvantaged with production costs that are ~3x higher, creating substantial risk in declining demand scenarios
- ExxonMobil's obligation is to grow returns – not market share – including positioning itself for success if its aggressive demand projections are wrong



Source: Wood Mackenzie Corporate Benchmarking Tool.

ExxonMobil's capital expenditures have outgrown cash generation, despite declining returns

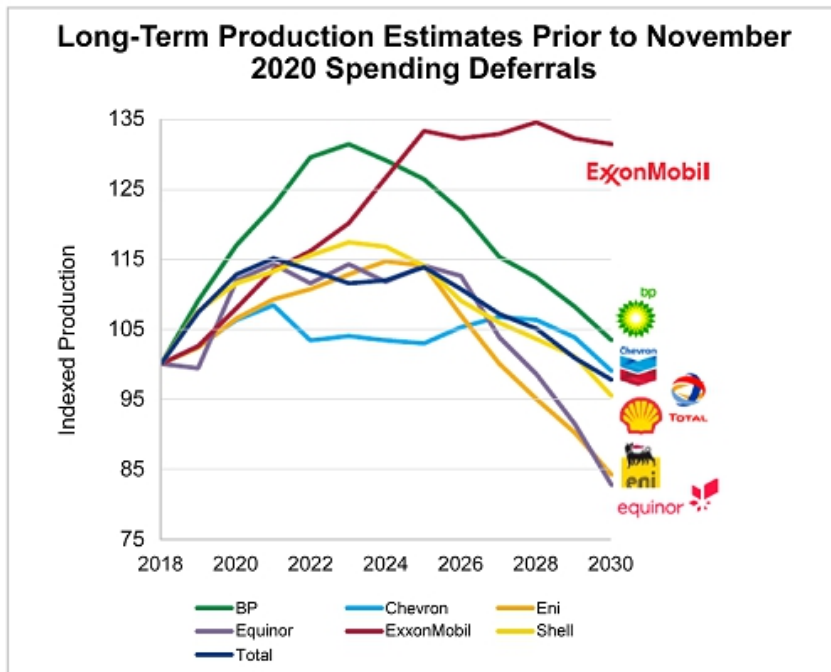
- As costs grew and returns declined, ExxonMobil's capex increased from an average of ~50% of cash flow from operations from 2001-2010, to 85% on average from 2011-2020
- Total shareholder distributions also declined over time due to the virtual disappearance of share repurchases in 2017



Text & Chart Sources: ExxonMobil 10-Ks & Bloomberg.

Despite these dynamics, ExxonMobil has repeatedly committed to more aggressive spending than the industry

- ExxonMobil by its own admission has in recent years pursued one of the most “aggressive” capex spending plans in the industry, including pursuing heavy growth (versus maintenance) capex, as peers focused on value over volumes
- March 2018** – ExxonMobil announces plan to significantly increase capex to \$30 billion through 2025
- March 2019** – Company raises capex guidance to \$35 billion in 2019 and targets a 25% increase in production from 3.95 million barrels per day (mb/d) to over 5.0 mb/d
- March 2020** – ExxonMobil reaffirms spending plans, planning to spend up to \$210 billion through 2025 (over 100% of then-current market cap)



Charts Source: Wood Mackenzie Corporate Benchmarking Tool. “Aggressive” quote: Barron’s Dec 1, 2020 interview with Neil Chapman, Senior Vice President and Management Committee Member. See page 47 for full quote.

Well before COVID, investors had turned against aggressively chasing production growth ...

"[ExxonMobil] has taken a different stance to peers on capital spending, choosing to accelerate capex in recent years instead of pulling back. This is clearly not in favour with investors ... This has resulted in [ExxonMobil] materially underperforming peers."

RBC Capital Markets, March 6, 2020

"The sector's track record for overinvesting and destroying value, combined with concerns over the future trajectory for oil demand, has meant that in recent years the market has rewarded those companies that demonstrate capital discipline rather than the pursuit of growth."

Redburn, May 13, 2020

"CVX and XOM are thoroughly underway on two different corporate strategies: harvest free cash flow or spend on countercyclical growth. Starting well before the recent price collapse, CVX has been focused on positioning its business for a 'lower for longer' commodity price environment through disciplined, returns-focused investments, balance sheet strength and capital plan flexibility. XOM on the other hand continues to pursue a countercyclical growth strategy."

Morgan Stanley, June 25, 2020

Sources: Biraj Borkhataria (Mar. 6, 2020). *Exxon Mobil Corporation: Needing flawless execution & macro recovery*. RBC Capital Markets. Peter Low (May 13, 2020). *Oil Majors: The Road to Recovery*. Redburn. Devin McDermott (Jun. 25, 2020). *The Risks & Opportunities of Countercyclical Growth*. Morgan Stanley.

... and peers with a more disciplined risk management approach have fared much better

“Chevron weathered the awful storm that 2020 brought to the oil industry better than most of its competitors because it had prepared for low oil prices ahead of time. CEO Mike Wirth was early to a trend that has now taken hold throughout the industry: The era of production growth is over, and a new era of frugal spending has arrived.”

Barron's, Dec. 25, 2020

“[W]ith Covid-19 rampant and [ExxonMobil's CEO] presenting the company's first quarterly loss in decades, he finally relented: Exxon would reduce the number of rigs operating in the Permian by three-quarters to just 15. [T]he astounding thing about this concession was that even the smaller rig count was higher than what the next closest competitor, Chevron Corp., had been running before COVID-19 struck.”

Bloomberg, January 15, 2021

“A few companies are in a better financial position. Shell, Chevron, Pioneer, ConocoPhillips and EOG are among those that start 2021 with stronger finances and so have more options besides deleveraging.”

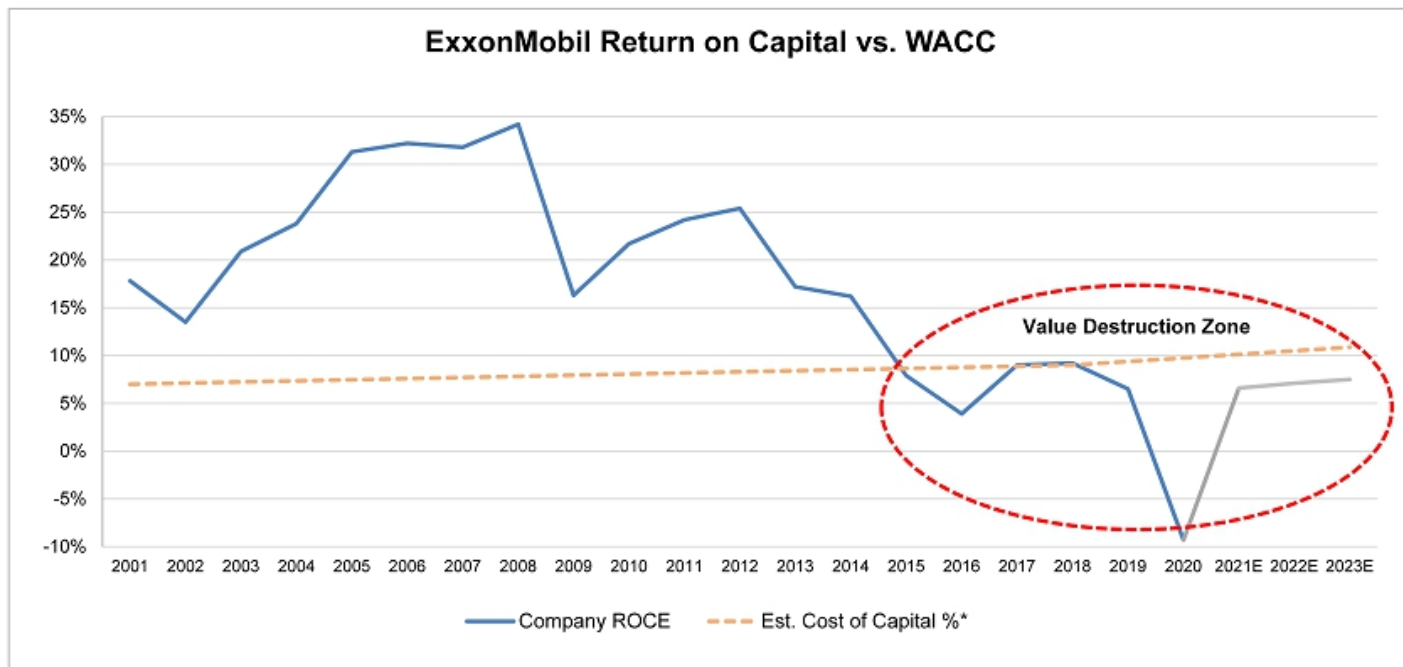
Wood Mackenzie, February 26, 2021

Sources: Avi Salzman (Dec. 25, 2020). *Chevron Weathered This Year Better Than Most. Its Future Depends on These Factors.* Barron's. Liam Denning (Jan. 15, 2021). *SEC Probe Is the Latest Un-Exxon Thing Happening to Exxon.* Bloomberg. Simon Flowers (Feb. 26, 2021). *Will oil companies start spending again?* Wood Mackenzie.

Lack of capital allocation discipline unlikely to work any better going forward given long-term uncertainty

“Capital markets are driving the transformation of the energy industry... driving a bifurcating cost of capital, up to 20% for long-term oil projects and down to 3-5% for renewables, we estimate.”

Goldman Sachs, Sept. 1, 2020



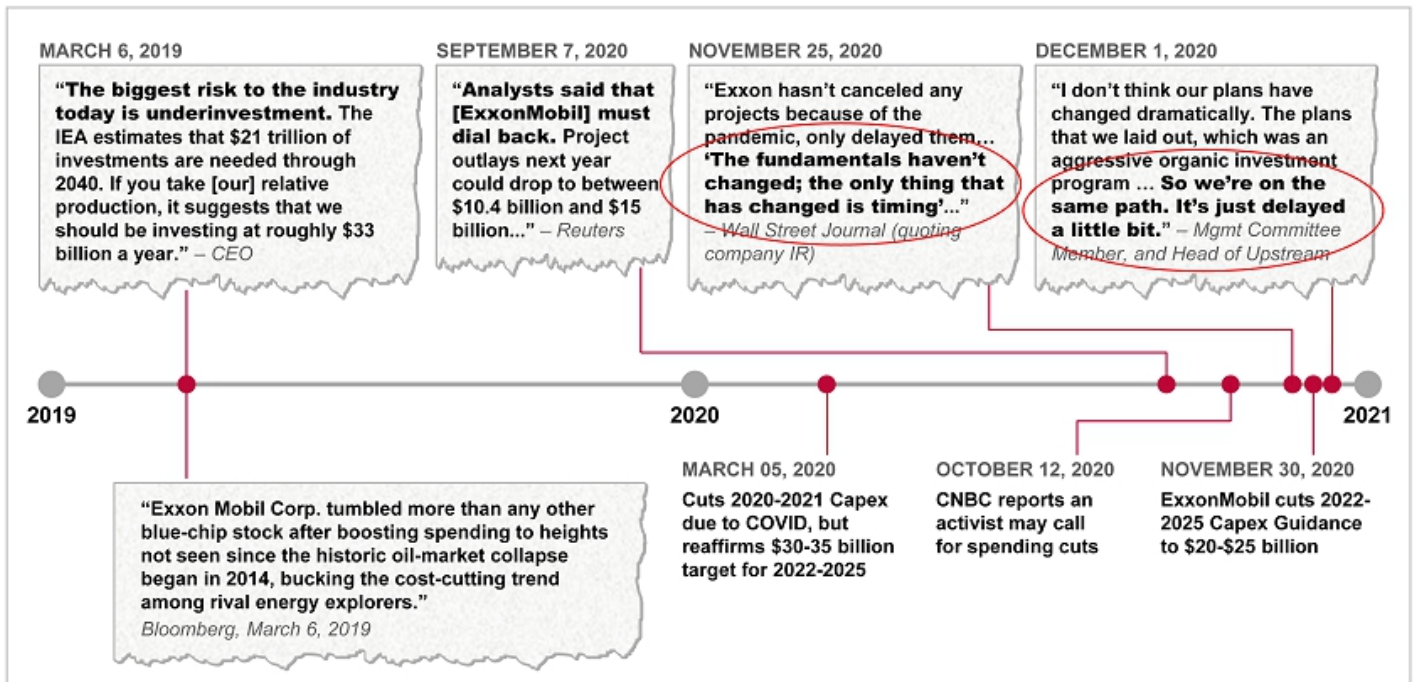
Quote Source: Michele Della Vigna et. al. (Sep. 1, 2020). *Carbonomics: Re-imagining Big Oils – The Age of Transformation*. Goldman Sachs.

Chart Source: Company ROIC from Company filings and JP Morgan estimates. * Est. Cost. Of Capital % (WACC) increases given higher debt risk premium and dividend yield; also in line with investor surveys conducted by Redburn and highlighted in its September 2019 report *Oil Majors: Lost in Transition*.

Issue #4 – Little Reason to Trust Newfoundland Spending Discipline

Clinging to plans until forced to change is not a strategy

- ExxonMobil finally acknowledged in late 2020 that it could not continue spending at its projected levels without adding more debt, yet hedged just days later



Quote sources: ExxonMobil CEO (Mar. 6, 2019), 2019 Investor Day. Kevin Crowley (March 6, 2019). *ExxonMobil Boosts Spending to \$32 billion, Raises 2025 Profit Target*. Bloomberg. Jennifer Hiller (Sep. 7, 2020). *Exxon downsizes global empire as Wall Street worries about dividend*. Reuters. Christopher Matthews (Nov. 25, 2020). *Exxon Documents Reveal More Pessimistic Outlook for Oil Prices*. WSJ. Avi Salzman (Dec. 1, 2020). *Exxon Is Retrenching. A Top Executive Defends the Strategy*. Barron's.

We believe shareholders need a Board that will maintain a consistent strategy of capital allocation discipline

- While presented with great fanfare, ExxonMobil’s near-term spending cuts came as little surprise to analysts given ExxonMobil’s deteriorating financial position

Company’s Capex Cuts vs Pre-Existing Analyst Estimates					
	2021	2022	2023	2024	2025
9/30/20 Wall Street Estimates	17,000	20,769	21,236	20,349	19,442
11/30/20 Mid-Point XOM Guidance	17,500	22,500	22,500	22,500	22,500

- After our campaign began, ExxonMobil further embraced the language of spending discipline and even abandoned near-term production growth targets
- However, the history that preceded this creates serious doubt, as does ExxonMobil’s continued adherence to a strategy solely predicated on long-term growth in oil and gas

“All in, we think that the ... capex guidance [is] not too surprising...”
JP Morgan, Nov. 30, 2020

“[M]ost investors are uncertain as to whether XOM will stick to the \$20-25B long-term budget in a higher ... price environment.”
JP Morgan, Jan. 19, 2021

“Despite the cuts, XOM continues ahead with much the same slate of longer-term growth projects in place.”
Barclays, Feb. 26, 2021

Table Source: S&P Capital IQ annual capex estimates as of 9/30/2020. Quote sources: Phil Gresh (Nov. 30, 2020). *Thoughts on Guidance Update*. JP Morgan. Phil Gresh (Jan. 19, 2021). *Investor Feedback on Our Upgrade*. JP Morgan. Jeanine Wai (Feb. 26, 2021). *Why There’s Still Legs Beyond the Current Crude Rally*. Barclays.

History of shifting stances instills little confidence that Board now has a coherent strategy



Dividend: "XOM's 2Q was arguably the most interesting of the global majors, not because of the results, **rather the about-face on dividend commentary.** Last quarter, XOM's Chairman & CEO Darren Woods stated on the call that 'the beauty of the dividend is its flexible'..."



"This quarter, SVP Neil Chapman made quite a different statement that 'a large portion of our shareholder base has come to view that dividend as a source of stability in their income and we take that very seriously'"

J.P. Morgan, August 2, 2020



Priorities: "Compare these two press releases from ExxonMobil seven months apart and **decide if the oil giant has a coherent strategy:** April 7, 2020: It's cutting 2020 capital spending by 30% to about \$23 billion. 'The largest share of the capital spending reduction will be in the Permian...'"



"Nov. 30, 2020: It's cutting 2021 capital spending to \$16 billion to \$19 billion, then raising it to \$20 billion to \$25 billion annually through 2025. It 'will prioritize near-term capital spending on advantaged assets with the highest potential future value, including developments in Guyana and the [Permian Basin]' **What changed between April, when the Permian Basin was the focus of investment reductions, and Nov., when the company said the Permian Basin was an 'advantaged' asset with 'the highest potential future value'?**"

BusinessWeek, Jan. 26, 2021



Metrics: "Good management of this business over time and across price cycles has to be reflected in solid returns on capital employed (ROCE)."

ExxonMobil CEO, Mar. 6, 2019



"ROCE... within its annual meeting presentation, ExxonMobil had dropped the subject."

Sankey Research, Mar. 11, 2021

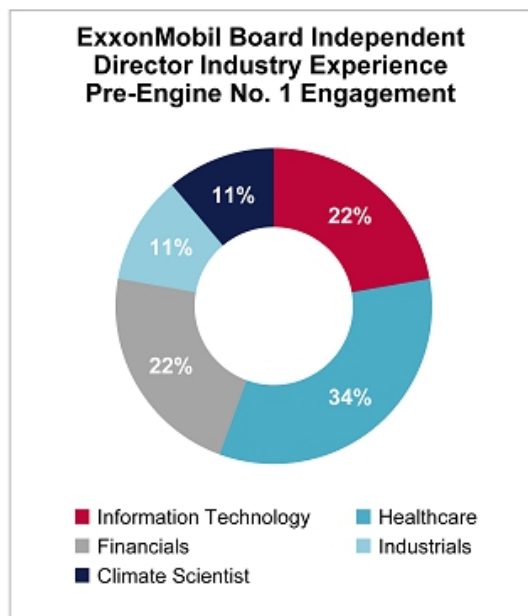
Sources: Phil Gresh (Aug. 2, 2020). *Assessing Implications of 2020-21 Capex Cuts.* JP Morgan. Peter Coy (Jan. 26, 2021). *ExxonMobil Needs a Wind-Down Strategy as Oil's Prospects Dim.* Bloomberg BusinessWeek. Darren Woods, CEO of ExxonMobil (Mar. 6, 2019). 2019 Investor Day. Paul Sankey (Mar. 11, 2021). *XOM vs. CVX.* Sankey Research.

PART II: FUNDAMENTAL ISSUES

Issue #5 – Lack of Successful and Transformative Energy Experience on the Board

ExxonMobil has for years filled its Board with former CEOs without any energy experience

- While large cap CEO experience is helpful as part of the overall board mix, transferable skills and track records of performance should matter as well



Current Independent Director Nominee Track Record as CEOs						
Director	Company	CEO Tenure		Stock Total Return	Sector Return*	Market Return*
Frazier	Merck	12/2011	Present	192%	316%	301%
Burns	Xerox Holdings	7/2009	12/2016	55%	190%	181%
Palmisano	IBM	3/2002	12/2011	103%	36%	35%
Oberhelman	Caterpillar	7/2010	12/2016	85%	163%	150%
Braly	Anthem	6/2007	8/2012	-28%	18%	3%
Hooley	State Street	3/2010	12/2018	63%	134%	170%
Kandarian	MetLife	5/2011	4/2019	40%	146%	155%

Source: Bloomberg and ExxonMobil proxy statements. *Sector Return is S&P's GICS Level 1 Sector return for the respective company; Market Return is the S&P 500 return for the same tenure. Performance of Ken Frazier (currently CEO at Merck) is measured through 4/9/2021.

Excluded nominees bring little relevant experience and track records of value destruction as Board members

Kandarian

- 3 years on board
- No commodity-linked, manufacturing, or technology industry experience that ExxonMobil itself has called relevant for Board service

Oberhelman

- 6 years on board
- Caterpillar underperformed not just the S&P500 and the Industrials sector during CEO tenure, but also John Deere, its closest competitor

Palmisano

- 15 years on board
- IBM is widely regarded as having been left unprepared for changing technology industry and quickly lost iconic status following CEO service

- All three presided over ExxonMobil's ill-advised decision to chase oil and gas production growth over returns by dramatically increasing capex in March 2018, then again in 2019, and to re-affirm this strategy in 2020

New directors do not fill the need for successful energy experience or fill other unmet needs

Zulkiflee (excluded nominee)

- Petronas has not played material role in any significant energy transition
- Running a state-owned enterprise involves far different considerations than running a company for the benefit of public shareholders
- ExxonMobil has been closely tied to Petronas since 1976 and operates production sharing contracts with Petronas that produce 1/5 of Malaysia's oil production and 1/2 of its gas production

Michael Angelakis

- Board already has numerous executives with capital allocation and risk management experience
- Other board experience includes TriNet, Groupon, HP Enterprise, and Duke Energy

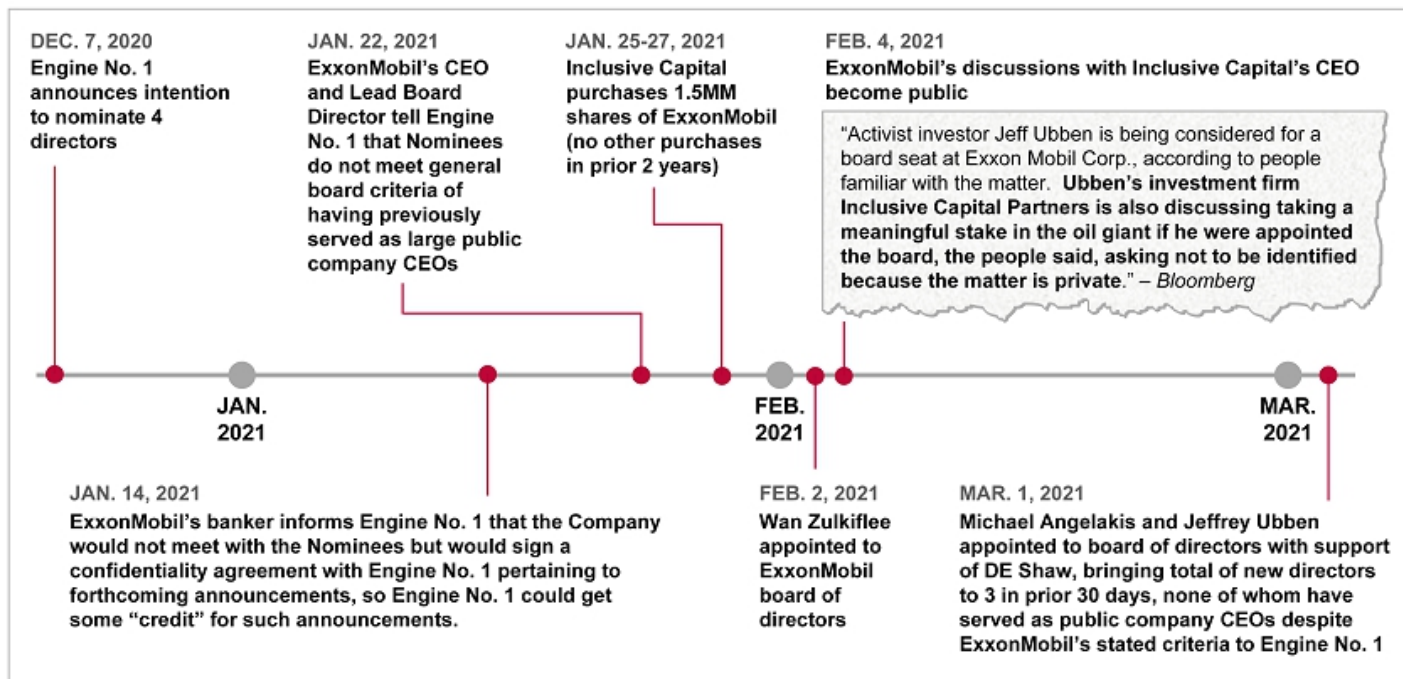
Jeffrey Ubben

- Board already has a representative from the investor community with experience in ESG investing
- Other board experience includes Nikola, Valeant, AES, and Enviva

- All three were appointed to ward off the addition of our more highly qualified nominees, with whom the Board refused to even meet

Board went to great lengths to avoid adding directors with successful and transformative energy experience

- Rather than even meeting with our nominees (the “Nominees”), ExxonMobil added three new directors in a process rife with serious issues



Quote sources: Scott Deveau and Ed Hammond (February 4, 2021). *ExxonMobil is Said to Consider Adding Jeff Ubben to Board*. Bloomberg.

The Board would benefit from a wider range of views

- Reasonable people can disagree about the long-term future of energy
- However, we believe good risk management requires gradual repositioning for scenarios other than decades of continued fossil fuel demand growth and the hope that carbon capture alone will address the resulting emissions - from directors with track records of profitably adapting to changing energy industry dynamics

"Nearly two-thirds [of global energy] comes from non-OECD countries. In fact, going forward, all of the growth in global emissions is expected to come from non-OECD countries ... Wind and solar, while growing rapidly, are challenged in some areas." *Darren Woods, March 5, 2020 ExxonMobil Investor Day*

"Energy transition, as many call it, is just an additional energy requirement, instead of a transition. Oil and gas will still play a major role, but will be complemented by other forms of energy." *Wan Zulkiflee, January 22, 2020 Bloomberg Interview*

"Two-thirds of the energy consumed right now is in non-OECD countries ... so if these countries want to develop, like we got to develop, you're going to see energy consumption grow ... electrification doesn't get you there." *Jeffrey Ubben, April 20, 2021 Morgan Stanley Conference*

"To use the existing infrastructure and capture the carbon is probably the least expensive and quickest way to net zero." *Jeffrey Ubben, April 22, 2021 CNBC Interview*

"With regards to the energy transition, I'm confident that gas is the way to go." *Wan Zulkiflee, January 24, 2019 CNBC Interview*

Unfair attacks on our nominees shows Exxon's cultural hostility towards change

ExxonMobil Claim	Our Response
<p>“Two of the candidates don’t have CEO experience at any company ...”</p>	<ul style="list-style-type: none"> • The Board has long used having held the CEO role in an unrelated industry as primary criteria, despite a decade of underperformance • Following our campaign, ExxonMobil itself added three new board members with no public company CEO experience • Two of our nominees do have prior CEO experience and ExxonMobil still refused to even meet them, undermining the credibility of this excuse
<p>“None of Engine No. 1’s candidates have experience at companies even close to the complexity or scale of ExxonMobil.”</p>	<ul style="list-style-type: none"> • Successful track records and transferability of skill sets matter as much as experience with large companies in completely unrelated industries • None of our nominees are expected to recreate their prior executive roles, just as no one on the Board is expected to develop new drugs • Generating outsized returns in energy and demonstrating industry foresight are highly valuable abilities for a Board that has demonstrated neither ability for over a decade, including missing industry trends such as the shale revolution, the shift to focusing on project returns over chasing production growth, and the need to gradually prepare for rather than ignore the energy transition • Even on its face this argument falls flat given current Board composition: Anthem (~\$19B market cap at end of tenure of CEO now on Board), State Street (~\$24B), Xerox (~\$7B) vs. Andeavor (acquired for \$23B), Neste (~\$26B in 2019, now ~\$40B), Vestas (~\$18B in 2019, now ~\$46B)

Quote Sources for this page and next: ExxonMobil letter to shareholders, filed March 16, 2001. ExxonMobil letter to shareholders, filed March 31, 2001.

Unfair attacks on our nominees shows Exxon's cultural hostility towards change (cont.)

ExxonMobil Claim	Our Response
<p>“Engine No. 1 wants the company to invest in wind and solar ...”</p>	<ul style="list-style-type: none"> • We have said the Board needs to explore all diversification opportunities, and our nominees have experience across energy, including oil and gas as well as carbon capture and biofuels, both described as vital by ExxonMobil • Understanding the total energy landscape, including opportunities and competitive dynamics, will be vital no matter what opportunities it pursues • While ExxonMobil mischaracterizes our position, its CEO recently claimed that at some point it will enter wind and solar. While this may not occur soon, given its history of missing industry trends, the Board would clearly benefit from greater industry foresight in monitoring such opportunities
<p>“[P]lanned investments in new projects will generate 40% of ... operating cash flow in 2025. Engine No. 1 has not said where cash flows to pay the dividend will come from if we elect their directors ...”</p>	<ul style="list-style-type: none"> • ExxonMobil mischaracterizes our position, suggesting that we have called for the cessation of all new spending, rather than more disciplined spending, while praising the constructive approach of another shareholder who called for it to cut capital expenditures to a maintenance level of \$13 billion • In our first letter to the Company, we noted that a more disciplined capital allocation strategy would strengthen the reliability of the dividend • Rhetoric is particularly notable given that debt-financed spending on low return projects has created the real threat to the dividend (as evidenced by the fact that ExxonMobil’s dividend yield even prior to COVID had expanded far more than peers due to the market’s concern about its reliability)

Source for third bullet: CNBC Squawk Box Interview with ExxonMobil CEO (March 4, 2021) (“The investment opportunities in solar and wind, our perspective on that is we need more solutions in addition to those, that’s going to take a little longer time ... So I think you’ll see that transition for ExxonMobil, but it will happen a little later in the cycle as those technologies develop and we start to deploy them at scale.”)
 Source for fourth bullet: Scott Deveau (December 9, 2020). *D.E. Shaw is Said to Push Exxon Mobil to Cut Spending, Costs*. Bloomberg. (“D.E. Shaw ... has urged Exxon to cut capital expenditure to a maintenance level of about \$13 billion from a planned \$23 billion this year ...”)

Unfair attacks on our nominees shows Exxon's cultural hostility towards change (cont.)

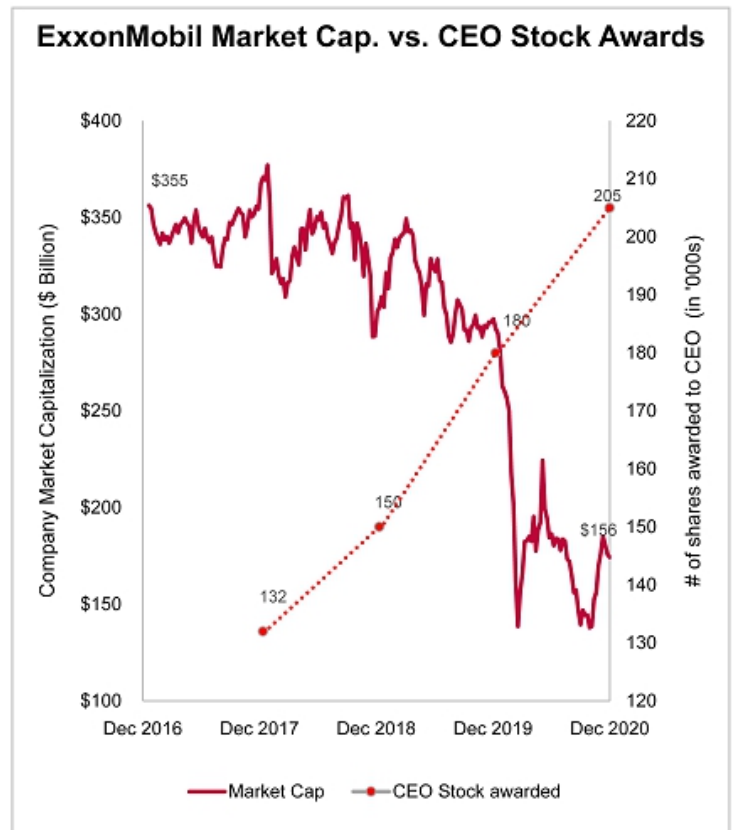
ExxonMobil Claim	Our Response
Claim about Andeavor regulatory issue	<ul style="list-style-type: none">• This apparently refers to a settlement agreed to by Marathon Petroleum after it acquired Andeavor, which addressed alleged failures with respect to internal accounting controls at Marathon and Andeavor• Two current directors at ExxonMobil were CEOs of companies that also entered into large settlement agreements, including a director whose company admitted to failing to maintain effective controls over financial reporting while he was CEO and was charged by the SEC with violating the same regulation at issue in the Marathon settlement• In none of these instances was the CEO's judgment the subject of the regulatory matter
Claim that Gregory Goff's seat on Enbridge board creates a conflict	<ul style="list-style-type: none">• While no support is provided for this assertion, our counsel has again reviewed ExxonMobil's publicly-filed policies and sees no basis for it
Claims that Kaisa Hietala lacks necessary C-Suite leadership qualifications	<ul style="list-style-type: none">• As we told ExxonMobil, given its last decade of underperformance we think it is time to rethink its criteria of looking almost exclusively for former CEOs. Still, we are confused as to why Messrs. Angelakis' and Ubben's lack of experience "leading a large, complex organization" or "global business leadership experience" did not raise the same concern, particularly given how much less relevant their prior experience is to ExxonMobil than Ms. Hietala's

Additional Clarification: We also wish to clarify that as of April 2021, Anders Runevad serves on 3 public company boards (not 4) as he no longer serves on the board of Nilfisk

Issue #6 – Misaligned Incentives

Inverse relationship between management compensation and performance for shareholders

- From 2017-19, ExxonMobil's total return was -(12)% and share repurchases were effectively halted in 2017, yet CEO compensation rose 35% during this period
- While 2020 CEO compensation was down 33%, ~72% of this reduction was due to the temporary COVID-related decline in the stock price, and the number of shares awarded increased 14%
- Stock awards, the largest discretionary compensation component (~60%), have grown every year from 2017-2020.
- In total from 2017 through 2020, CEO pay has totaled over \$75 million



Source: ExxonMobil proxy statements.

Disconnect results in part from compensation plans that can reward volumes over sustainable value

- Limited disclosure regarding project returns and lack of cost & balance sheet focused metrics limit accountability for cost overruns or overly optimistic price projections on projects described as “advantaged” even as overall returns decline



Peers have more objective disclosures that are reported annually, such as Shell’s “Project delivery on schedule/ budget,” Total’s “Pre-dividend organic cash breakeven & Gearing Ratio,” and BP’s “Production costs per barrel, Refining availability, and Cash Cost Reduction”

- ExxonMobil’s compensation plan can also reward industry “outperformance” even if the entire industry destroys value, which can encourage capex spending even where shareholders would be better served by increased returns of capital or investments to strengthen the business. ROCE and TSR are compared to industry averages without reference to the overall market or cost of capital



BP uses absolute ROACE and Total uses absolute ROE as targets, and Chevron and ConocoPhillips include S&P500 Total Return Index as a peer for TSR

Ad hoc changes have also undercut effectiveness of compensation plans

- Metrics are not assigned specific weights using a pre-set formula, allowing for ad hoc changes including alteration of key compensation metrics
- For example, as ExxonMobil created aggressive new growth plans in 2018, the Board removed 'Free Cash Flow' and 'Shareholder Distributions' as metrics, noting that such metrics could "discourage investment" and replaced them with 'Cash Flow from Operations' and 'Asset Sales'
- Likewise, the Board in 2019 gave "additional emphasis" to the Company's "progress towards strategic objectives, which included a strong focus on the Company's growth strategy"
- These changes were followed by heavy investment in projects that delivered a low average return, negative FCF, increased doubt regarding ExxonMobil's dividend sustainability, and negligible share repurchases

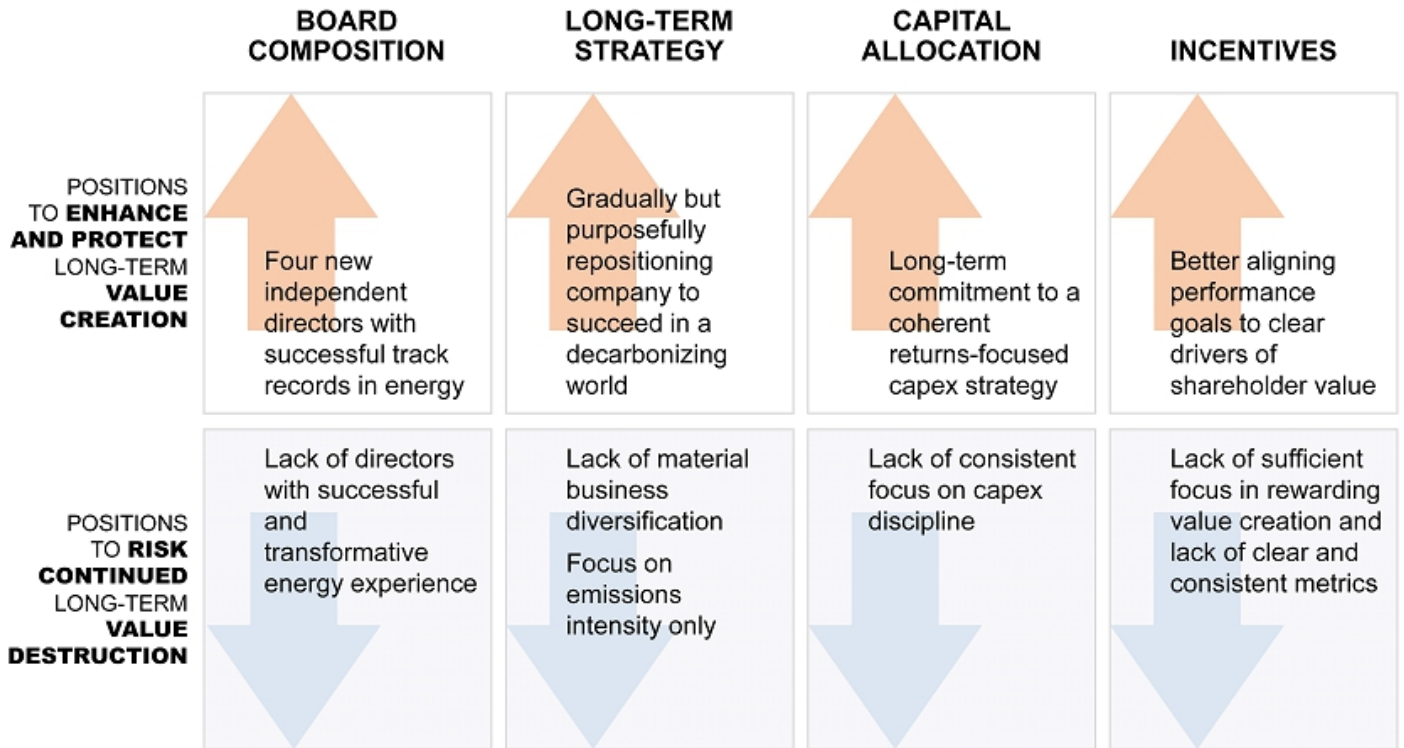


Peers – Chevron, BP, Shell, Total, ConocoPhillips, Occidental, Pioneer, and EOG – clearly lay out a management scorecard that has well defined weights for metrics and targets

PART III: REENERGIZING EXXONMOBIL


Seizing the Opportunity for Real Change

Reenergizing ExxonMobil requires real change



Board Composition – All 4 nominees each add a highly relevant yet unique and complementary set of skills

- Election of all 4 critical to help Board address array of industry challenges, and to bring real change to a Board that has refreshed itself for years without a change in performance or strategy and recently expanded itself to avoid adding successful energy expertise
- Would give 1/3 of the Board energy expertise, similar to ConocoPhillips, BP, and Shell, all of which outperformed ExxonMobil in the 3, 5, and 10-year periods before our engagement

TODAY'S INDUSTRY LANDSCAPE		TOMORROW'S INDUSTRY LANDSCAPE	
<p>Gregory Goff</p> <p>Proven value creator in oil and gas who can help Board ensure company is run more profitably and safely today and can invest in tomorrow</p>	<p>Kaisa Hietala</p> <p>Experience in conventional oil and gas, and a proven value creator in oil and gas industry transition who can help Board explore profitable near-term transition opportunities</p>	<p>Anders Runevad</p> <p>Proven value creator with a deep understanding of what it takes for new energy technologies to reach scale, who can help better navigate evolving energy landscape</p>	<p>Alexander Karsner</p> <p>Decades of energy experience, regulatory experience, and expertise in new energy technologies to help Board improve long-term strategic thinking</p> 

Long-Term Strategy – Focus on profitability today while pragmatically repositioning for the future

- ExxonMobil has no plan to reposition for the future and relies instead on misleading arguments about its emissions and carbon capture capabilities, yet argues that we must produce a detailed business diversification plan from the outside looking in
- This underscores the key problem: *Repositioning for the future will be a massive internal effort requiring a wide array of skills, but there is literally no one on the Board with a record of profitable and transformative energy industry success, which is required along with general business expertise*
- Adding this experience will enable the Board to begin the hard work of ensuring ExxonMobil has a place in the future of energy, which we believe includes:
 - Fully exploring new growth areas with the benefit of relevant Board expertise
 - Leveraging this effort, together with improved capital allocation discipline, to set long-term total emissions reduction targets that are truly Paris consistent
 - Developing a realistic carbon capture approach that acknowledges that gas separation is not “leading” carbon capture technology and that even advanced carbon capture is unlikely to save its business model
 - Committing to more robust and independently verified methane reduction efforts including GMPO 2.0



Capital Allocation – Long-term commitment to a coherent returns-focused strategy

- ExxonMobil has cut 2022-25 capex guidance in response to financial and investor pressure, but most spending has been deferred rather than canceled
- Even within this range there is wide flexibility; next year's capex at the high end would be over 50% higher than this year's capex, and nothing in the Board's history suggests it can be trusted to help guide such near-term or long-term decisions
- While ExxonMobil has focused investors in the short-term on its most advantaged projects to enhance projected returns, the Board must develop a consistent strategy for all future spending that strengthens the balance sheet and dividend reliability and enables investment in the future, which we believe would include:
 - Only funding upstream projects that can deliver a high IRR (including allocations for all corporate costs) at conservative prices determined by probabilistically-weighted demand scenarios
 - Canceling or rejecting projects that fail this test and returning capital to investors or putting it to work strengthening ExxonMobil for the long-term
 - Preventing average cash break-even prices after capex and dividend payments from ever again exceeding conservative levels
 - Maintaining this discipline even during periods of higher oil and gas prices



Incentives – Better aligning performance goals to drivers of shareholder value

- We believe a Board with a better understanding of the long-term drivers of value in energy can better set compensation strategy, which we believe would include:
 - Consistent metrics with disclosed preset weightings and targets, with more cost management and balance sheet-focused metrics
 - Measuring value creation not just by reference to the oil and gas industry but to the overall market
- In the same way that ExxonMobil’s changes to incentive plans to reward production led to a focus on growth even as returns declined, we believe the lack of material energy transition metrics could discourage a focus on the future
- By contrast, many peer compensation metrics have evolved to incentivize management to create value by looking at the energy transition as an opportunity
 - Total: Added compensation metric for “development of the low-carbon businesses (Integrated Gas, Renewables & Power perimeter).” This is in addition to objective GHG reduction targets in both its annual and long-term performance award (25% weight)
 - Shell: Introduced a 20% weight on “Energy transition” in its long-term incentive plan, which also includes metrics such as “Build the foundation of a material Power business” & “Grow new clean(er) energy product offerings”
 - BP: Added a 40% weight on “Strategic progress” for granting performance shares, which includes “demonstrate a track record, scale and value in low carbon electricity and energy”



Gradually repositioning for the future can enhance returns for long-term investors

“Shrinking discipline and rising leverage make what was once the smartest oil major [ExxonMobil] a risky play on crude prices.” – *Bloomberg, Dec. 1, 2020*

- ExxonMobil is solely reliant on the hope of consistently high oil and gas prices well into the future to generate long-term returns
- Better capital management can boost profitability in a wider range of demand scenarios and protect shareholder value, while enabling investment in the future
- Gradually and pragmatically repositioning for the future can also help maximize long-term value by slowly bending the curve on other factors, including:



Earnings volatility – The risk of a systematic decline in earnings and free cash flow for undiversified companies increases as prices fluctuate dramatically and future demand & price shocks potentially grow more severe



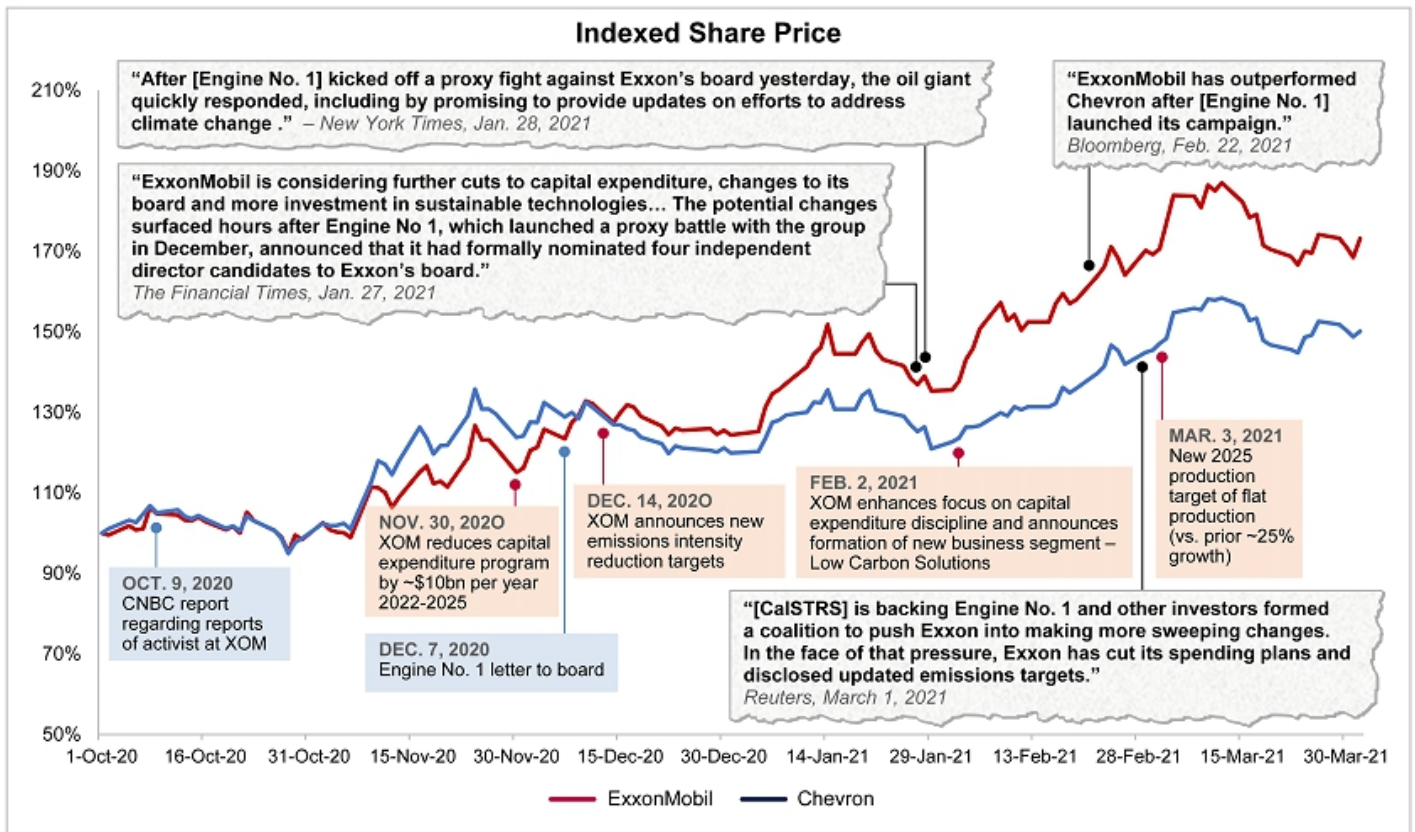
Cost of Capital – ExxonMobil's cost of capital will likely continue to increase given the market's view of medium to long-term systematic risks to the industry, and debt pricing may increase if its credit rating continues to fall



Market Sentiment – Even if ExxonMobil is successful in boosting free cash flow for some period of time, this is unlikely to create long-term value for investors given the low probability that the market ascribes a growth multiple to such cash flows



Benefits of investor engagement have been tangible, but preserving gains will require real change



Source: Bloomberg data as of 1-Apr-2021. Quote Sources: Dealbook Newsletter (Jan. 28, 2021). *What's scaring Exxon Mobil?* New York Times. Akshat Rathi & Kevin Crowley (Feb. 22, 2021). *Exxon Pushed by Activist Investor to Set Net-Zero Climate Goal.* Bloomberg. Derek Brower, Justin Jacobs & James Fontanella-Khan. (Jan. 27, 2021). *Exxon considers capex cuts and board shake-up.* Financial Times. Svea Herbst-Bayliss & Jennifer Hiller (Mar. 1, 2021). *Exxon names Ubben, Angelakis to board amid investor pressure for change.* Reuters.

Now is the time to seize this chance to give ExxonMobil's Board the experience and skills it needs to face the future

- The Board of ExxonMobil will be addressing the most important questions facing the energy industry for years to come, including:
 - How to responsibly allocate capital to preserve current profitability while also planning for the long-term future of energy
 - Exploring opportunities to gradually and profitably reposition for the future
 - How to respond to a rapidly evolving global regulatory landscape and increasing efforts to decarbonize the global economy
 - Whether and when to seriously pursue cutting edge low carbon solutions including true deep decarbonization projects
- The Board has failed to demonstrate the foresight needed to position ExxonMobil for long-term value creation even in the traditional oil and gas business – and the energy industry is not going to get any easier
- Whatever the future holds, we believe it is time to add what the Board has been missing – directors with diverse yet highly relevant backgrounds who have successfully tackled energy industry challenges and bring decades of experience in conventional and alternative forms of energy to help best position ExxonMobil for greater long-term value creation
- **We encourage all shareholders to vote the WHITE proxy card to Reenergize ExxonMobil**

APPENDIX

Analyzing Long-Term Demand Projections

ExxonMobil's world view has resulted in a failure to position itself for success in lower demand scenarios

- While new oil and gas capex will be required under even aggressive decarbonization pathways, ExxonMobil relies on forecasts that discount the possibility of a material energy transition, most recently the IEA stated policies (STEPS) scenario that looks only at stated policies, but these are likely to evolve including this year at COP 26
- This worldview has resulted in aggressive spending and no material efforts at even gradual diversification, which leaves little means to protect shareholder value in alternate demand scenarios (between the top and bottom lines below)

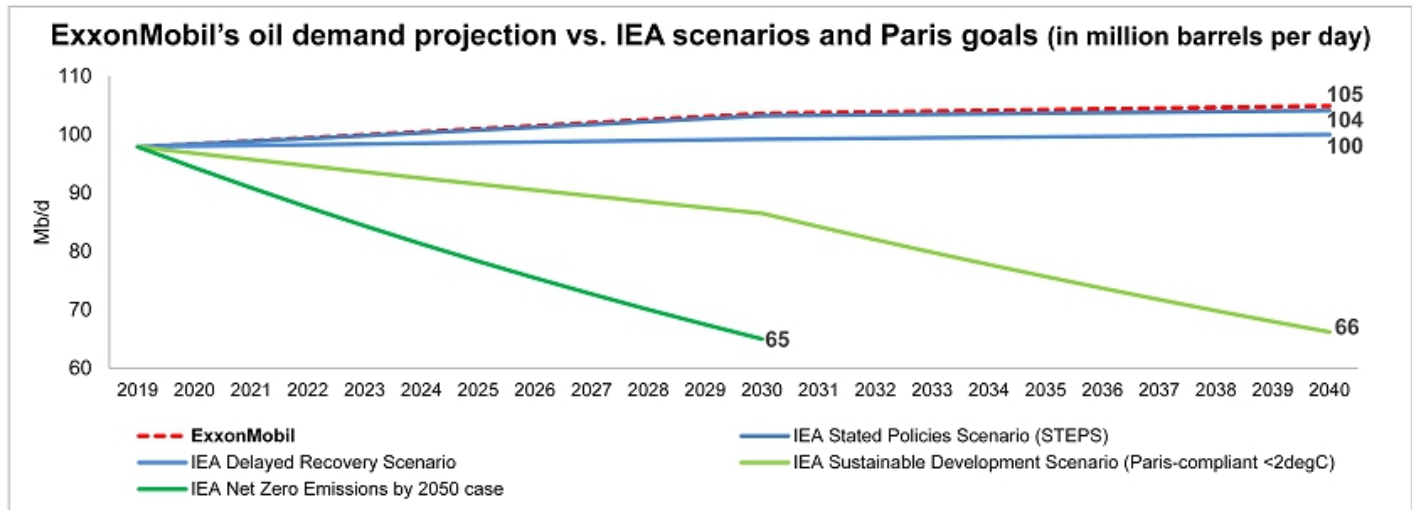
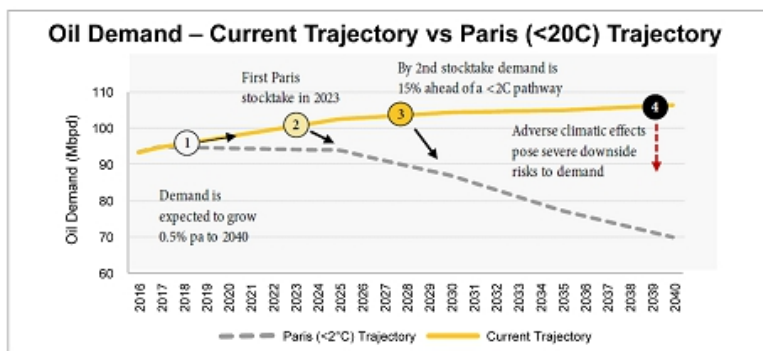


Chart Source: ExxonMobil demand of 110mb/d of liquids in 2040 as per 2020 10-K, adjusted for the IEA STEPS demand for biofuels. (ExxonMobil does not provide a biofuels estimate, although even the Company's 2040 estimated liquids demand of 110mb/d is higher than IEA STEPS demand estimate of 109mb/d). All other scenarios from IEA World Energy Outlook 2020. Datapoints other than 2020, 2030 and 2040 estimated on a linear basis using constant CAGR.

Assumptions Regarding Impact of Population Growth

- ExxonMobil points to population growth, particularly in the developing world, and the historical page of change in the industry in predicting future growth in fossil fuel demand
- This conclusion does not necessarily follow, however, as continued energy demand growth could also accelerate global decarbonization efforts



“If no significant action is taken between now and 2040 oil demand is expected to be c52% higher than required under a <2 degree compliant pathway. In this scenario, adverse climatic and weather effects present considerable downside risk to oil demand.” – Redburn, Sept. 5, 2019

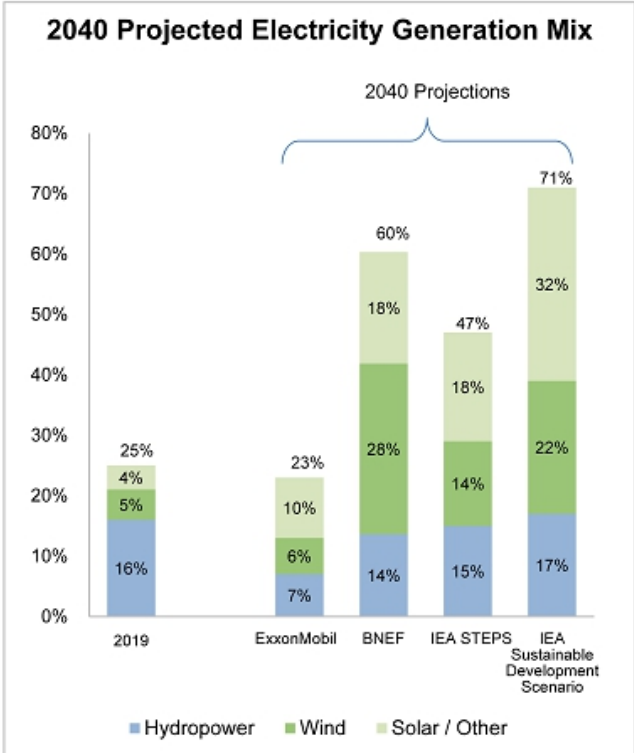
- Historical rates of response to climate change may also be poor predictors, given that efforts may accelerate as impacts grow increasingly clear, and the developing countries ExxonMobil is counting on for demand growth are likely to suffer the worst impacts of climate change
- ~2/3 of the world’s emissions come from countries with net zero by 2050 emissions goals, and as soon as later this year at COP 26 countries may significantly increase their commitments, as the US has already indicated it will do

ExxonMobil's Position on Power Generation

Wide Range Of Alternate Power Generation Demand Scenarios Underscores Risks To ExxonMobil's Narrowly-focused Long-term Strategy

- The world power generation mix may be radically different in 20 years
- ExxonMobil's 2040 projections regarding the contribution from Solar, Wind and Hydropower, however, assume the world will continue along its present path
- However, even natural gas, which is generally assumed to face less immediate demand decline than oil, faces long-term risk

“Falling prices for wind and solar power, coupled with government and businesses’ new green goals, are accelerating a shift to cleaner energy and leaving natural gas – long seen by energy companies as a bridge between fossil fuels and renewables – in the lurch. The fuel is also under growing scrutiny for methane leaks, leading some potential customers to skip gas and move ahead to lower-carbon alternatives... That is a risk for Shell and rivals such as Exxon Mobil Corp. and Total SE, which also invested in gas, given that gas projects typically cost billions up front and take decades to recoup that investment.” – Wall Street Journal, March 27, 2021



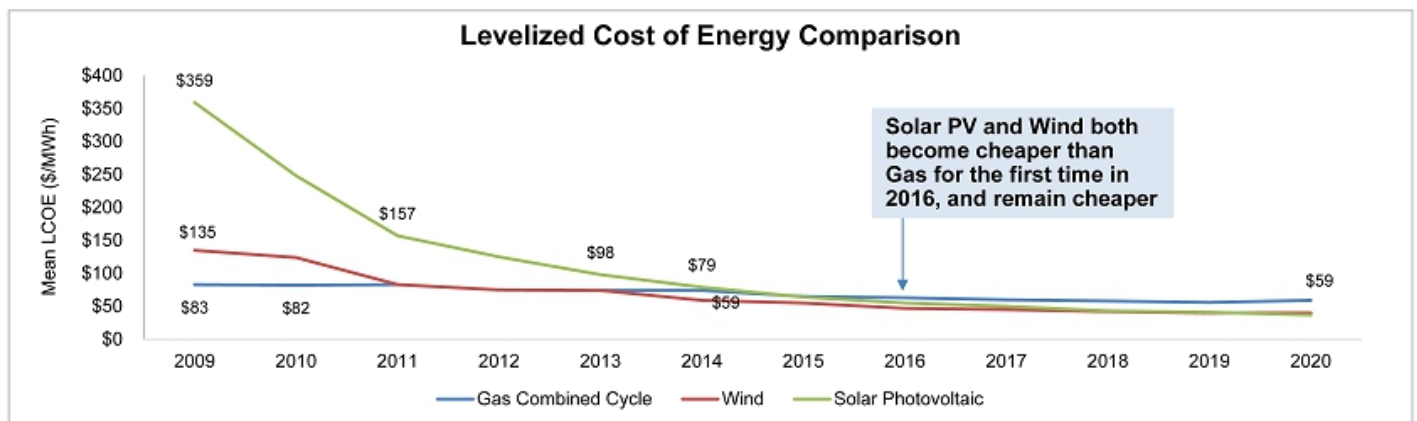
Quote Source: Sarah McFarlane (Mar. 27, 2021). *As the Shift to Green Energy Speeds Up, Shell's Big Natural-Gas Bet Is at Risk*. Wall Street Journal.
 Chart Source: 2019, IEA STEPS & IEA Sustainable Development Scenario data from *World Energy Outlook 2020*. BNEF data from Bloomberg's *New Energy Outlook 2020*. ExxonMobil data from its last published energy outlook *2019 Outlook For Energy* (Page 48). 'Other' is mainly Bioenergy and Geothermal.

Impact of Falling Costs for Renewables

Looking at where the industry is going, versus a snapshot of where it is today, underscores the long-term risk to oil and gas companies

- Significant and sustained improvements in the cost of renewable energy production have been consistently underestimated by industry participants, and the cost of both Solar PV and wind energy have rapidly become on par with natural gas-powered generation

“The [Energy] transition is driven by cheap renewable-energy technologies. Today, either wind or PV are the cheapest new sources of electricity in countries making up around 73% of world GDP. And as costs continue to fall, we expect new-build wind and PV to get cheaper than running existing fossil-fuel power plants. In China, unsubsidized renewables undercut coal in 2023-24, and in the U.S. they undercut natural gas in 2024-25.”
Bloomberg’s *New Energy Outlook 2020*



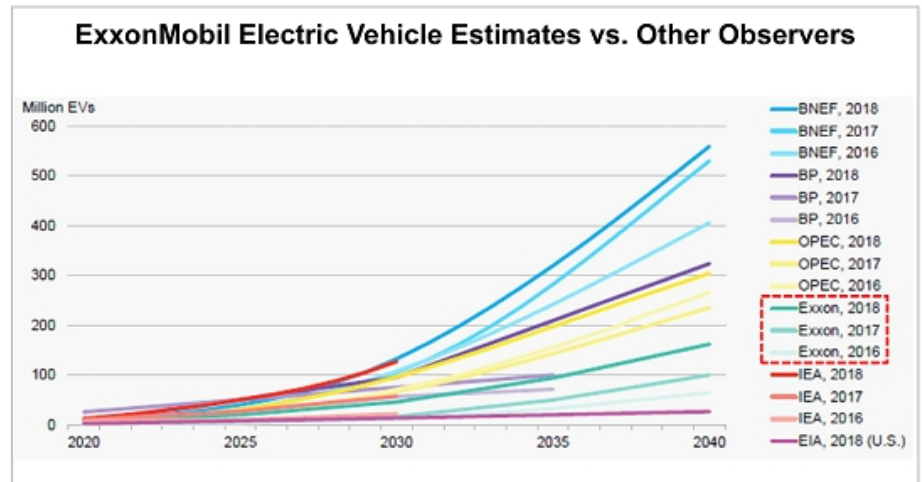
Quote Source: Bloomberg’s *New Energy Outlook 2020*.

Text source: IEA Renewables 2020 (<https://www.iea.org/reports/renewables-2020>). Chart source: Lazard LCOE Analysis version 14.0.

ExxonMobil's Position on Electric Vehicles

Industry shifts regarding EV – including GM's recent EV announcement – present additional long-term risk to ExxonMobil

- ExxonMobil predicts that EV/hybrids will reach 30% of 2040 new passenger car sales, versus BNEF (57% electric/hybrid) and the IEA Sustainable Development Scenario (75% electric). ExxonMobil also estimates a much larger 2040 global car parc of ~1.9 billion, so while the share of internal combustion engines (ICE) falls, forecasted oil decline is limited
- Average battery prices have fallen at an 18% learning rate since 2010. At this rate, an EV would cost the same as an ICE car by 2024, which could lead to peak demand in ICE cars
- ExxonMobil's EV estimates have trailed IEA, OPEC, BP and BNEF estimates, and have been consistently revised upwards



Source: ExxonMobil's 2019 Outlook for Energy, Company's last published EV estimates. IEA 2040 number from IEA's WEO 2019. WEO 2020's SDS scenario projects 40% of all cars sold to be electric by 2030, higher than what ExxonMobil projects by 2040. WEO 2020 does not have a stated 2040 EV projection. Bloomberg NEF | Chart Source: Bloomberg NEF report Pathways Emerging: How the World May Decarbonize (Mar 2019)

Impact of Increased Efficiency on Demand Predictions

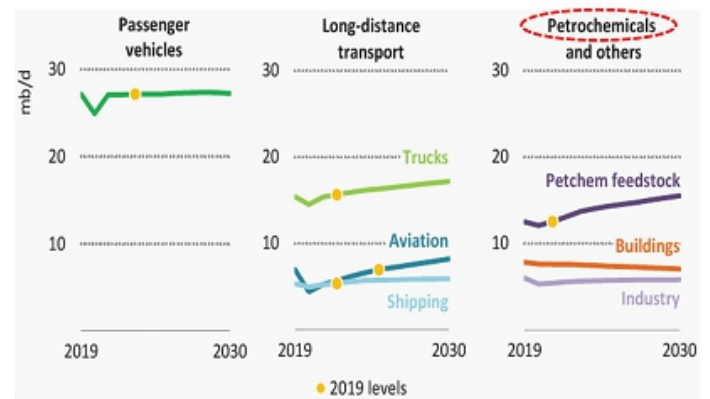
Gains in efficiency – many relying on existing technology – could result in significantly diminished demand.

“A sharp pick-up in efficiency improvements is the single most important element that brings the world towards the Sustainable Development Scenario... This includes efforts to promote the efficient design, use and recycling of materials such as steel, aluminum, cement and plastics. This increased ‘material efficiency’ could be enough in itself to halt the growth in emissions from these sectors.”

IEA World Energy Outlook (2019)

- Increased efficiency in manufacturing and industrial processes could dramatically impact future demand
- For example, the IEA's WEO 2020 assumes that petrochemicals will be the largest driver of future oil demand growth, accounting for three-quarters to 2040
- BNEF, however, predicts petrochemical demand growth to be slower due to increased recycling, and development of alternatives to oil & gas derived feedstocks
- We estimate that increasing global recycling rates to 50% by 2040 (from ~20% today) could reduce petrochemical led oil demand by ~20%, and total oil demand by ~3%

Oil demand by sector, 2019-2030, IEA STEPS scenario
Petrochem, followed by Trucks, are the key growth sectors



Text source: IEA's World Energy Outlook 2019 & 2020, Bloomberg NEF. Chart source: IEA's World Energy Outlook 2020.

A long-exposure photograph of a road at night, showing multiple parallel light trails in shades of blue and white that curve into the distance. The background is dark, and the light trails create a sense of motion and depth.

www.reenergizexom.com
